

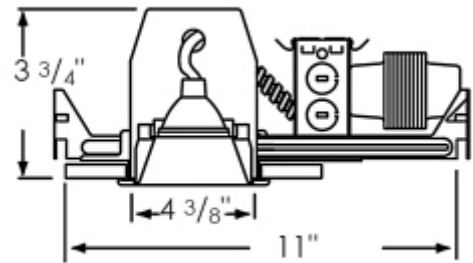


RP









LIGHTING • FANS

Type:
Project:
Comments:
Prepared By:

<b>Part #</b>	<b>8303H-E</b>
Description:	4" Low voltage shallow housing w/ electronic ballast
<b>Design Features</b>	
Thermal Protection	Protected against misuse of insulation and improper wiring
Bar hangers	Pre installed allowing for position at any point w/in a 24" joist span. Can be turned 90° on plaster frame, & to fit T-bar spine w/out additional clamps for use in drop ceilings.
Nails	Pre installed captive nails on bar hangers
J Box	Listed for feed through wiring (4 in-4 out) and six ½" knockouts & four non metallic cable knockouts w/ strain clamps
Connectors	3-port quick connectors
Lamp	MR16
Wattage	50W max
Voltage	12V
Socket	Adjusts up to 30° from horizontal
<b>Listing</b>	
ETL/UL	cULus for damp location
Meets Washington State energy code for restricted airflow	



## Trim Options

	Type	Item#	Finishes	O.D.
	Baffle 75W Max. MR16	8802	Oil rubbed bronze and white Optional BA, BK rings.	5"
	Sting Glass Shower Trim 50W Max, MR16	8803	White	5"
	Reflector 50W Max, MR16	8804	Clear, white and haze Optional BA, BK rings	5"
	Satin Bubble Glass Shower 50W Max, MR16	8805	Wet location listed White	5"
	Eyeball 75W Max, MR16	8806	White	5"
	Slotted Aperture 50W Max, MR16	8808ST	White	5"
	Retractable Wall Wash 50W Max, Mr16	8811	Brushed Aluminum and white	5"
	Eyeball w/White Baffle 50W Max, MR16	8815	White	5"
	Gimbal 75W Max, MR16	8841	White	5"

## Additional Information

1. Adjusts to fit up to 1" ceiling thickness.
2. 3-3/4" height allows for use in 2"x 4" joist construction