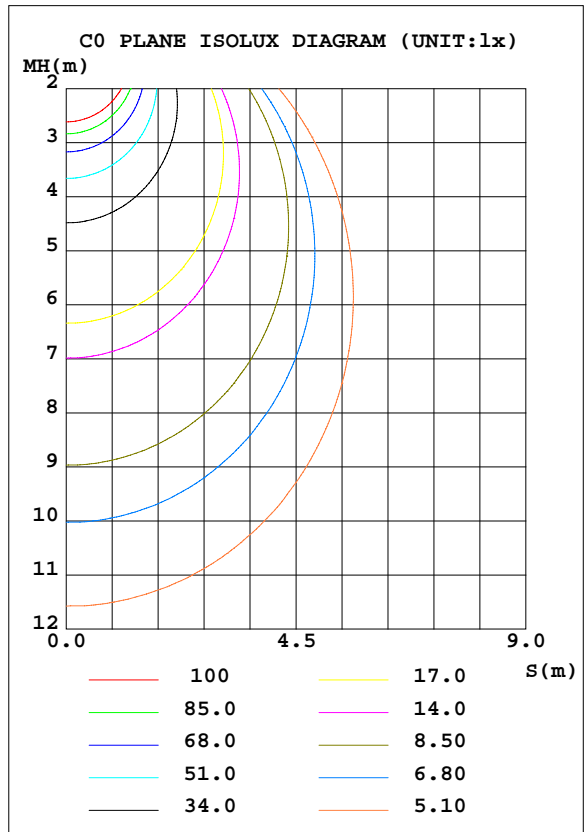
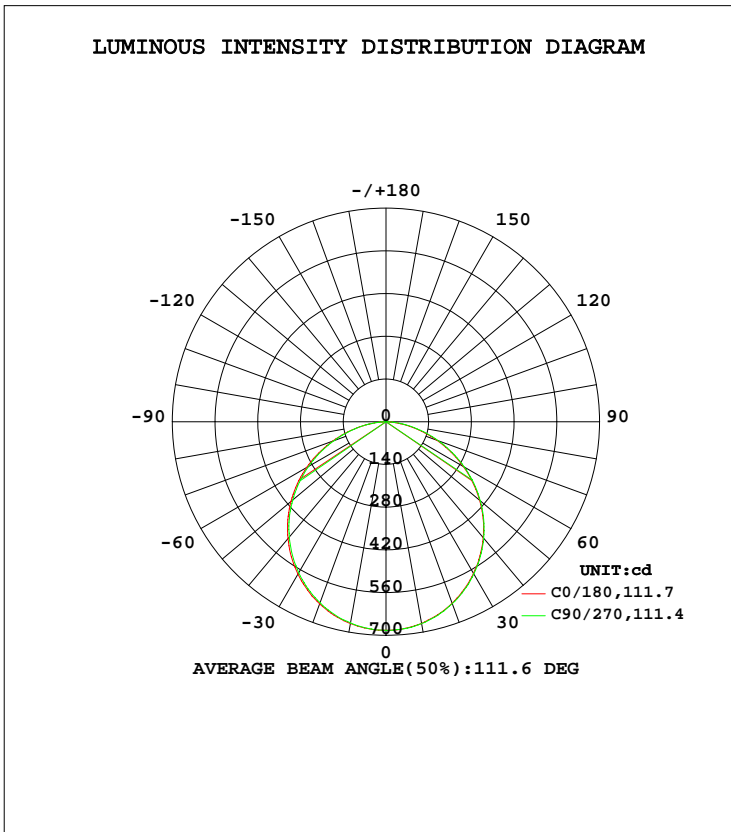


LUMINAIRE PHOTOMETRIC TEST REPORT

Test:U:120.0V I:0.2362A P:27.53W PF:0.9714 Lamp Flux:1933.94x1 lm		
NAME: 4330	TYPE:N/A	WEIGHT:N/A
SPEC.:N/A	DIM.: N/A	SERIAL No.:N/A
MFR.:	SUR.:N/A	Shielding Angle:N/A

DATA OF LAMP		PHOTOMETRIC DATA			
MODEL	4330	Imax(cd)	684.3	S/MH(C0/180)	1.25
NOMINAL POWER(W)	30	LOR(%)	100.0	S/MH(C90/270)	1.25
RATED VOLTAGE(V)	120	TOTAL FLUX(lm)	1933.9	η UP, DN(C0-180)	0.1,49.8
NOMINAL FLUX(lm)	1933.94	CIE CLASS	DIRECT	η UP, DN(C180-360)	0.0,50.1
LAMPS INSIDE	1	η up(%)	0.1	CIBSE SHR NOM	1.25
TEST VOLTAGE(V)	120	η down(%)	99.9	CIBSE SHR MAX	1.35



C Range: 0 - 360DEG
 C Interval: 22.5DEG
 Test Speed: 10.0deg/s
 Temperature:25.2DEG
 Operators:
 Test Date:2017-10-21

γ Range: 0 - 180DEG
 γ Interval: 1.0DEG
 Test System: GO-R5000_V2 SYSTEM V2.0.351
 Humidity:45%
 Test Distance:2.447m [K=1.0000]
 Remarks:

ZONAL FLUX DIAGRAM

ZONAL FLUX DIAGRAM:

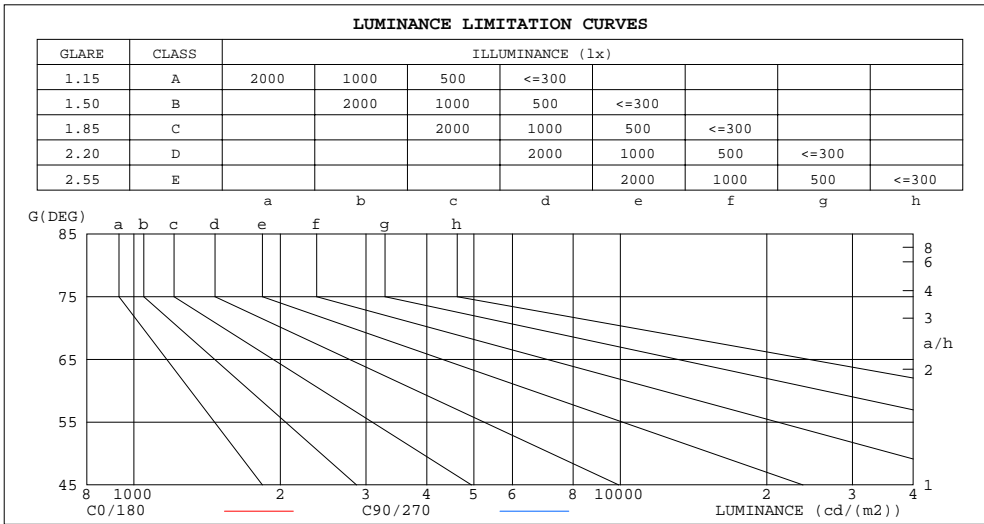
γ	C0	C45	C90	C135	C180	C225	C270	C315	γ	Φ zone	Φ total	%lum,lamp
10	671.9	671.3	669.6	669.2	671.0	671.4	671.8	672.8	0- 10	64.66	64.66	3.34,3.34
20	635.4	634.2	631.5	631.4	633.2	634.3	634.7	636.8	10- 20	185.0	249.7	12.9,12.9
30	577.0	574.9	571.8	571.0	573.6	575.3	575.8	578.6	20- 30	279.7	529.4	27.4,27.4
40	499.9	497.4	492.9	492.0	495.9	496.9	498.1	501.8	30- 40	336.5	865.9	44.8,44.8
50	406.6	405.4	398.9	398.8	400.7	403.3	403.4	409.0	40- 50	348.6	1214	62.8,62.8
60	300.6	299.6	293.0	291.4	292.2	295.5	296.0	303.3	50- 60	313.8	1528	79,79
70	186.2	186.2	181.2	176.1	177.6	179.5	182.9	188.5	60- 70	237.3	1766	91.3,91.3
80	76.55	76.62	75.45	67.74	68.94	69.56	75.04	76.81	70- 80	133.7	1899	98.2,98.2
90	0.2191	2.516	0.1330	0.1268	0.0555	0.0552	0.0578	0.1408	80- 90	32.84	1932	99.9,99.9
100	0.1649	0.1678	0.1688	0.1723	0.0880	0.0927	0.0864	0.0844	90-100	0.1229	1932	99.9,99.9
110	0.1930	0.1951	0.2058	0.2034	0.1340	0.1387	0.1390	0.1293	100-110	0.1581	1932	99.9,99.9
120	0.2200	0.2117	0.2204	0.2215	0.1984	0.1913	0.1925	0.1812	110-120	0.1828	1933	99.9,99.9
130	0.2872	0.2819	0.2967	0.2960	0.2686	0.2657	0.2543	0.2480	120-130	0.2119	1933	99.9,99.9
140	0.4200	0.4468	0.4524	0.4471	0.3465	0.3542	0.3441	0.3383	130-140	0.2538	1933	100,100
150	0.6286	0.6857	0.7060	0.6934	0.4048	0.4123	0.4295	0.4046	140-150	0.2956	1933	100,100
160	0.8164	0.8340	0.8417	0.8601	0.4875	0.4865	0.4984	0.4719	150-160	0.2827	1934	100,100
170	0.7861	0.7948	0.7912	0.8014	0.5499	0.5359	0.5260	0.5259	160-170	0.1905	1934	100,100
180	0.6695	0.6441	0.6239	0.6765	0.6769	0.6630	0.6253	0.6569	170-180	0.0636	1934	100,100
DEG	LUMINOUS INTENSITY:cd Less than 25% Percent = 9.0 %									UNIT:lm		

C Range: 0 - 360DEG C
Interval: 22.5DEG Test
Speed: 10.0deg/s
Temperature:25.2DEG
Operators:
Test Date:2017-10-21

γ Range: 0 - 180DEG
γ Interval: 1.0DEG
Test System: GO-R5000_V2 SYSTEM V2.0.351
Humidity:45%
Test Distance:2.447m [K=1.0000]
Remarks:

LUMINANCE LIMITATION CURVES

Test:U:120.0V I:0.2362A P:27.53W PF:0.9714 Lamp Flux:1933.94x1 lm		
NAME: 4330	TYPE:N/A	WEIGHT:N/A
SPEC.:N/A	DIM.: N/A	SERIAL No.:N/A
MFR.:	SUR.:N/A	Shielding Angle:N/A



LUMINANCE cd/(m2)		
G(DEG)	C0/180	C90/270
85	3401122	3480336
80	4408536	4347426
75	5006279	4895185
70	5444502	5301597
65	5765817	5622394
60	6011185	5864149
55	6186489	6059341
50	6325700	6209406
45	6434351	6337388

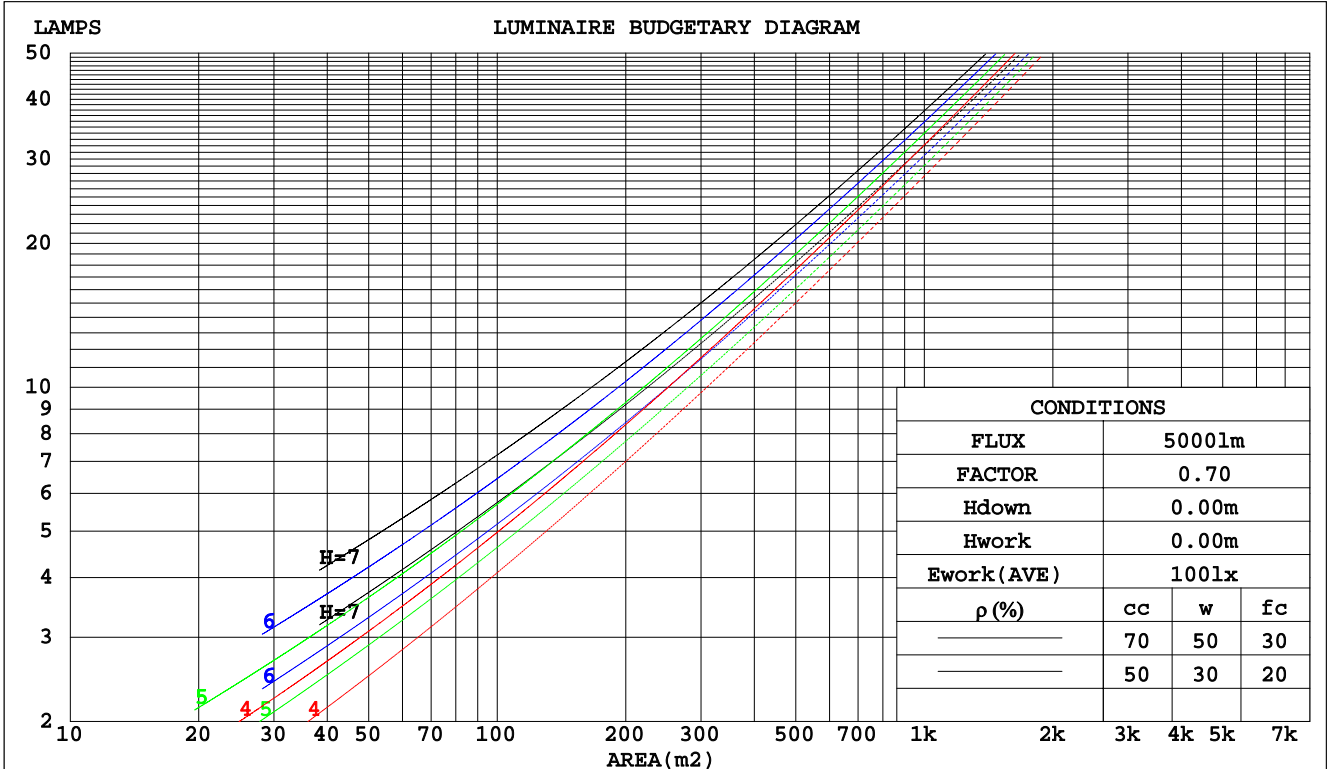
C Range: 0 - 360DEG
 C Interval: 22.5DEG
 Test Speed: 10.0deg/s
 Temperature:25.2DEG
 Operators:
 Test Date:2017-10-21

γ Range: 0 - 180DEG
 γ Interval: 1.0DEG
 Test System: GO-R5000_V2 SYSTEM V2.0.351
 Humidity:45%
 Test Distance:2.447m [K=1.0000]
 Remarks:

CU AND LUMINAIRE BUDGETARY ESTIMATE DIAGRAM

Test:U:120.0V I:0.2362A P:27.53W PF:0.9714 Lamp Flux:1933.94x1 lm		
NAME: 4330	TYPE:N/A	WEIGHT:N/A
SPEC.:N/A	DIM.: N/A	SERIAL No.:N/A
MFR.:	SUR.:N/A	Shielding Angle:N/A

pcc	80%			70%			50%			30%			10%			0
	50%	30%	10%	50%	30%	10%	50%	30%	10%	50%	30%	10%	50%	30%	10%	0
pw																
pfc																
RCR	RCR:Room Cavity Ratio															
	Coefficients of Utilization(CU)															
0.0	1.19	1.19	1.19	1.16	1.16	1.16	1.11	1.11	1.11	1.06	1.06	1.06	1.02	1.02	1.02	.00
1.0	1.04	.00	.96	1.02	.98	.94	.97	.94	.91	.94	.91	.88	.90	.88	.86	.84
2.0	.91	.84	.78	.89	.82	.77	.85	.80	.75	.82	.77	.73	.79	.75	.72	.70
3.0	.79	.71	.65	.78	.70	.64	.75	.68	.63	.72	.67	.62	.70	.65	.61	.59
4.0	.70	.62	.55	.69	.61	.54	.67	.59	.54	.64	.58	.53	.62	.57	.52	.50
5.0	.63	.54	.47	.62	.53	.47	.60	.52	.46	.58	.51	.46	.56	.50	.45	.43
6.0	.57	.48	.41	.56	.47	.41	.54	.46	.41	.52	.45	.40	.50	.45	.40	.38
7.0	.51	.42	.36	.50	.42	.36	.49	.41	.36	.47	.41	.36	.46	.40	.35	.33
8.0	.47	.38	.32	.46	.38	.32	.45	.37	.32	.43	.37	.32	.42	.36	.32	.30
9.0	.43	.35	.29	.42	.34	.29	.41	.34	.29	.40	.33	.29	.39	.33	.29	.27
10.0	.40	.32	.26	.39	.31	.26	.38	.31	.26	.37	.31	.26	.36	.30	.26	.24



C Range: 0 - 360DEG
 C Interval: 22.5DEG
 Test Speed: 10.0deg/s
 Temperature:25.2DEG
 Operators:
 Test Date:2017-10-21

γ Range: 0 - 180DEG
 γ Interval: 1.0DEG
 Test System: GO-R5000_V2 SYSTEM V2.0.351
 Humidity:45%
 Test Distance:2.447m [K=1.0000]
 Remarks:

WEC AND CCEC

Test:U:120.0V I:0.2362A P:27.53W PF:0.9714 Lamp Flux:1933.94x1 lm		
NAME: 4330	TYPE:N/A	WEIGHT:N/A
SPEC.:N/A	DIM.: N/A	SERIAL No.:N/A
MFR.:	SUR.:N/A	Shielding Angle:N/A

ρcc	80%			70%			50%			30%			10%			0
ρw	50%	30%	10%	50%	30%	10%	50%	30%	10%	50%	30%	10%	50%	30%	10%	0
ρfc	20%			20%			20%			20%			20%			0
RCR	RCR:Room Cavity Ratio						Wall Exitance Coefficients(WEC)									
0.0																
1.0	.307	.175	.055	.300	.171	.054	.287	.165	.053	.275	.158	.051	.263	.153	.049	
2.0	.290	.159	.049	.284	.156	.048	.272	.151	.047	.261	.147	.046	.251	.142	.045	
3.0	.269	.143	.043	.263	.141	.042	.253	.137	.042	.243	.133	.041	.235	.130	.040	
4.0	.248	.129	.038	.244	.127	.038	.234	.124	.037	.226	.121	.037	.218	.118	.036	
5.0	.230	.117	.034	.226	.116	.034	.217	.113	.033	.210	.111	.033	.203	.108	.033	
6.0	.213	.107	.031	.209	.106	.030	.202	.104	.030	.195	.101	.030	.189	.099	.030	
7.0	.198	.098	.028	.195	.097	.028	.189	.095	.027	.182	.094	.027	.177	.092	.027	
8.0	.185	.091	.025	.182	.090	.025	.177	.088	.025	.171	.087	.025	.166	.085	.025	
9.0	.174	.084	.023	.171	.083	.023	.166	.082	.023	.161	.081	.023	.156	.079	.023	
10.0	.163	.078	.022	.161	.078	.022	.156	.077	.022	.152	.075	.021	.148	.074	.021	

ρcc	80%			70%			50%			30%			10%			0
ρw	50%	30%	10%	50%	30%	10%	50%	30%	10%	50%	30%	10%	50%	30%	10%	0
ρfc	20%			20%			20%			20%			20%			0
RCR	RCR:Room Cavity Ratio						Ceiling Cavity Exitance Coefficients(CCEC)									
0.0	.191	.191	.191	.163	.163	.163	.112	.112	.112	.064	.064	.064	.020	.020	.020	
1.0	.181	.157	.135	.155	.135	.116	.106	.093	.081	.061	.054	.047	.020	.017	.015	
2.0	.173	.133	.099	.148	.114	.085	.101	.079	.060	.058	.046	.035	.019	.015	.011	
3.0	.165	.115	.075	.141	.099	.065	.097	.069	.046	.056	.040	.027	.018	.013	.009	
4.0	.157	.102	.059	.135	.088	.051	.093	.061	.036	.054	.036	.021	.017	.012	.007	
5.0	.150	.091	.048	.129	.079	.042	.089	.055	.029	.051	.032	.017	.017	.011	.006	
6.0	.143	.083	.040	.123	.072	.035	.085	.050	.025	.049	.030	.015	.016	.010	.005	
7.0	.136	.076	.034	.117	.066	.030	.081	.046	.021	.047	.027	.012	.015	.009	.004	
8.0	.130	.070	.029	.112	.061	.026	.077	.043	.018	.045	.025	.011	.015	.008	.004	
9.0	.123	.065	.026	.106	.057	.023	.074	.040	.016	.043	.024	.010	.014	.008	.003	
10.0	.118	.061	.023	.102	.053	.020	.070	.037	.014	.041	.022	.009	.013	.007	.003	

C Range: 0 - 360DEG
 C Interval: 22.5DEG
 Test Speed: 10.0deg/s
 Temperature:25.2DEG
 Operators:
 Test Date:2017-10-21

γ Range: 0 - 180DEG
 γ Interval: 1.0DEG
 Test System: GO-R5000_V2 SYSTEM V2.0.351
 Humidity:45%
 Test Distance:2.447m [K=1.0000]
 Remarks:

UGR(Unified Glare Rating) Table

Test:U:120.0V I:0.2362A P:27.53W PF:0.9714 Lamp Flux:1933.94x1 lm										
NAME: 4330					TYPE:N/A			WEIGHT:N/A		
SPEC.:N/A					DIM.: N/A			SERIAL No.:N/A		
MFR.:					SUR.:N/A			Shielding Angle:N/A		
ceiling/cavity	0.7	0.7	0.5	0.5	0.3	0.7	0.7	0.5	0.5	0.3
walls	0.5	0.3	0.5	0.3	0.3	0.5	0.3	0.5	0.3	0.3
working plane	0.2	0.2	0.2	0.2	0.2	0.2	0.2	0.2	0.2	0.2
Room dimensions	Viewed crosswise					Viewed endwise				
x = 2H y = 2H	43.2	44.8	43.5	45.0	45.2	43.1	44.7	43.4	44.9	45.1
3H	44.8	46.2	45.1	46.4	46.6	44.6	46.0	44.9	46.3	46.5
4H	45.4	46.7	45.7	46.9	47.2	45.2	46.6	45.5	46.8	47.1
6H	45.8	47.0	46.1	47.3	47.6	45.6	46.9	46.0	47.2	47.5
8H	45.9	47.1	46.2	47.4	47.7	45.8	47.0	46.1	47.3	47.6
12H	45.9	47.1	46.3	47.4	47.7	45.8	47.0	46.2	47.3	47.6
4H 2H	43.9	45.2	44.2	45.4	45.7	43.8	45.1	44.1	45.4	45.6
3H	45.5	46.7	45.9	47.0	47.3	45.5	46.6	45.8	46.9	47.2
4H	46.3	47.3	46.6	47.7	48.0	46.2	47.2	46.5	47.6	47.9
6H	46.8	47.7	47.2	48.1	48.5	46.7	47.7	47.1	48.0	48.4
8H	47.0	47.9	47.4	48.2	48.6	46.9	47.8	47.3	48.1	48.5
12H	47.1	47.9	47.5	48.3	48.7	47.0	47.8	47.4	48.2	48.6
8H 4H	46.5	47.4	46.9	47.8	48.2	46.4	47.3	46.9	47.7	48.1
6H	47.2	47.9	47.6	48.3	48.8	47.1	47.9	47.6	48.3	48.7
8H	47.4	48.1	47.9	48.5	49.0	47.4	48.0	47.8	48.5	48.9
12H	47.6	48.2	48.1	48.6	49.1	47.6	48.1	48.0	48.6	49.0
12H 4H	46.5	47.3	47.0	47.7	48.1	46.4	47.3	46.9	47.6	48.1
6H	47.3	47.9	47.7	48.3	48.8	47.2	47.8	47.6	48.3	48.7
8H	47.5	48.1	48.0	48.5	49.0	47.5	48.0	48.0	48.5	49.0
Variations with the observer position at spacings:										
S = 1.0H	+ 0.2 / - 0.2					+ 0.2 / - 0.2				
1.5H	+ 0.2 / - 0.3					+ 0.2 / - 0.3				
2.0H	+ 0.2 / - 0.3					+ 0.2 / - 0.3				

CIE Pub.117 Corrected 1934 lm Total Lamp Luminous Flux.(8log(F/F0) = 2.3)

C Range: 0 - 360DEG
 C Interval: 22.5DEG
 Test Speed: 10.0deg/s
 Temperature:25.2DEG
 Operators:
 Test Date:2017-10-21

γ Range: 0 - 180DEG
 γInterval: 1.0DEG
 Test System: GO-R5000_V2 SYSTEM V2.0.351
 Humidity:45%
 Test Distance:2.447m [K=1.0000]
 Remarks:

UTILIZATION FACTORS TABLE

Test:U:120.0V I:0.2362A P:27.53W PF:0.9714 Lamp Flux:1933.94x1 lm		
NAME: 4330	TYPE:N/A	WEIGHT:N/A
SPEC.:N/A	DIM.: N/A	SERIAL No.:N/A
MFR.:	SUR.:N/A	Shielding Angle:N/A

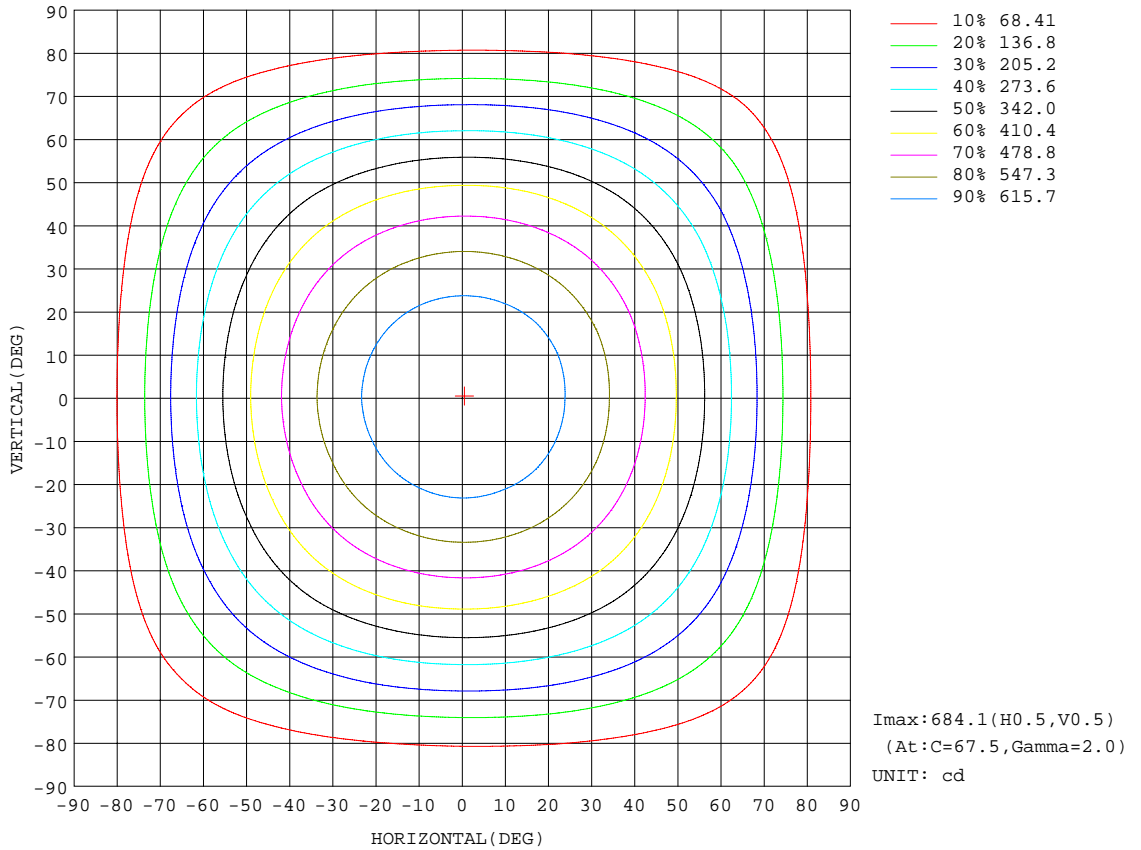
REFLECTANCE										
Ceiling	0.8	0.8	0.8	0.7	0.7	0.7	0.5	0.5	0.5	0
Walls	0.7	0.5	0.3	0.7	0.5	0.3	0.7	0.5	0.3	0
Working plane	0.2	0.2	0.2	0.2	0.2	0.2	0.2	0.2	0.2	0
ROOM INDEX	UTILIZATION FACTORS(PERCENT) $k(RI) \times RCR = 5$									
k = 0.60	58	46	39	57	46	39	56	45	39	32
0.80	68	56	49	67	56	49	65	55	48	41
1.00	76	65	58	75	64	57	73	66	57	50
1.25	83	73	66	82	72	65	79	71	64	57
1.50	88	78	71	87	77	71	83	76	70	62
2.00	95	87	80	93	85	79	90	83	78	70
2.50	99	91	85	97	90	84	93	87	82	74
3.00	102	95	90	100	94	89	96	91	87	78
4.00	106	101	96	104	99	95	100	96	92	83
5.00	109	104	100	106	102	98	102	98	95	86
ROOM INDEX	UF(total)									Direct
According to DIN EN 13032-2 2004			Suspended				SHRNOM = 1.25			

C Range: 0 - 360DEG
 C Interval: 22.5DEG
 Test Speed: 10.0deg/s
 Temperature:25.2DEG
 Operators:
 Test Date:2017-10-21

γ Range: 0 - 180DEG
 γ Interval: 1.0DEG
 Test System: GO-R5000_V2 SYSTEM V2.0.351
 Humidity:45%
 Test Distance:2.447m [K=1.0000]
 Remarks:

ISOCANDELA DIAGRAM

Test:U:120.0V I:0.2362A P:27.53W PF:0.9714 Lamp Flux:1933.94x1 lm		
NAME: 4330	TYPE:N/A	WEIGHT:N/A
SPEC.:N/A	DIM.: N/A	SERIAL No.:N/A
MFR.:	SUR.:N/A	Shielding Angle:N/A

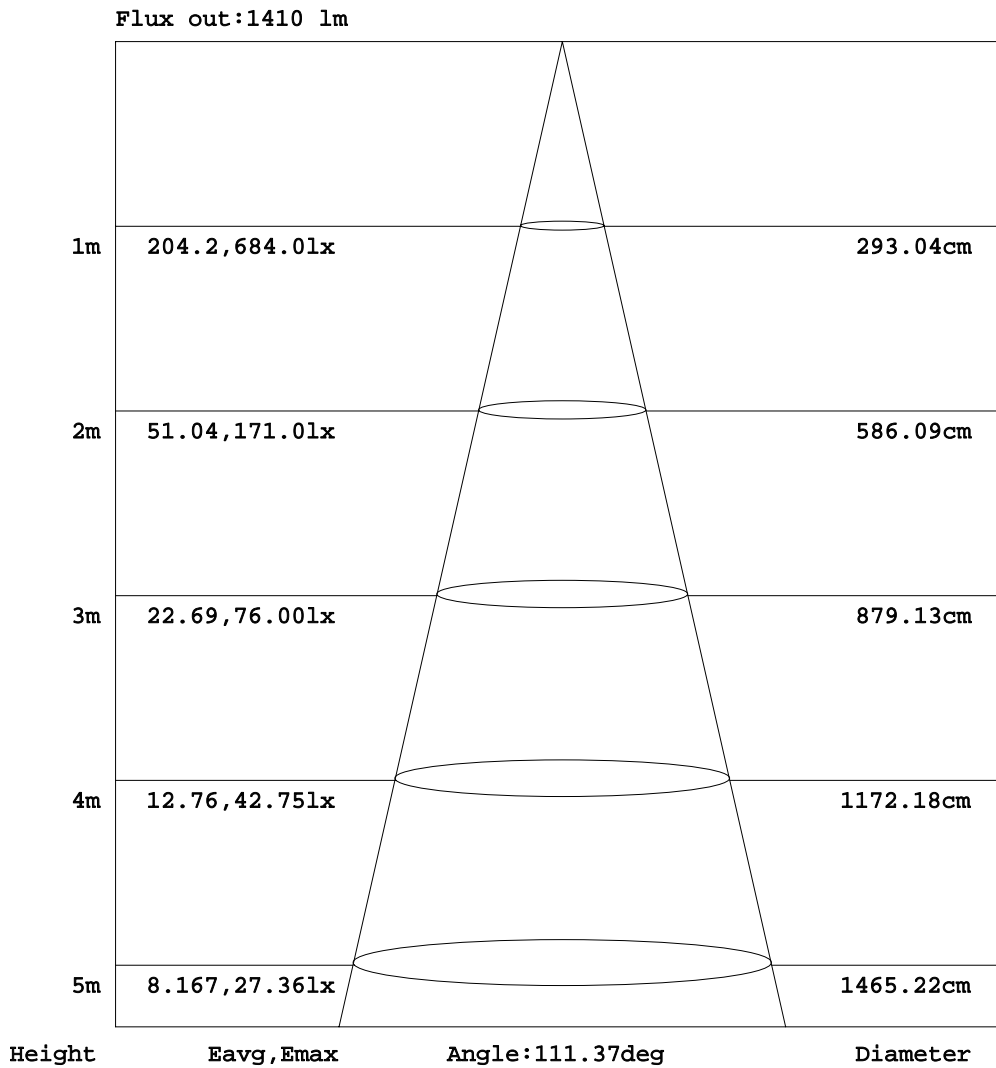


C Range: 0 - 360DEG
 C Interval: 22.5DEG
 Test Speed: 10.0deg/s
 Temperature: 25.2DEG
 Operators:
 Test Date: 2017-10-21

γ Range: 0 - 180DEG
 γ Interval: 1.0DEG
 Test System: GO-R5000_V2 SYSTEM V2.0.351
 Humidity: 45%
 Test Distance: 2.447m [K=1.0000]
 Remarks:

AAI Figure

Test:U:120.0V I:0.2362A P:27.53W PF:0.9714 Lamp Flux:1933.94x1 lm		
NAME: 4330	TYPE:N/A	WEIGHT:N/A
SPEC.:N/A	DIM.: N/A	SERIAL No.:N/A
MFR.:	SUR.:N/A	Shielding Angle:N/A



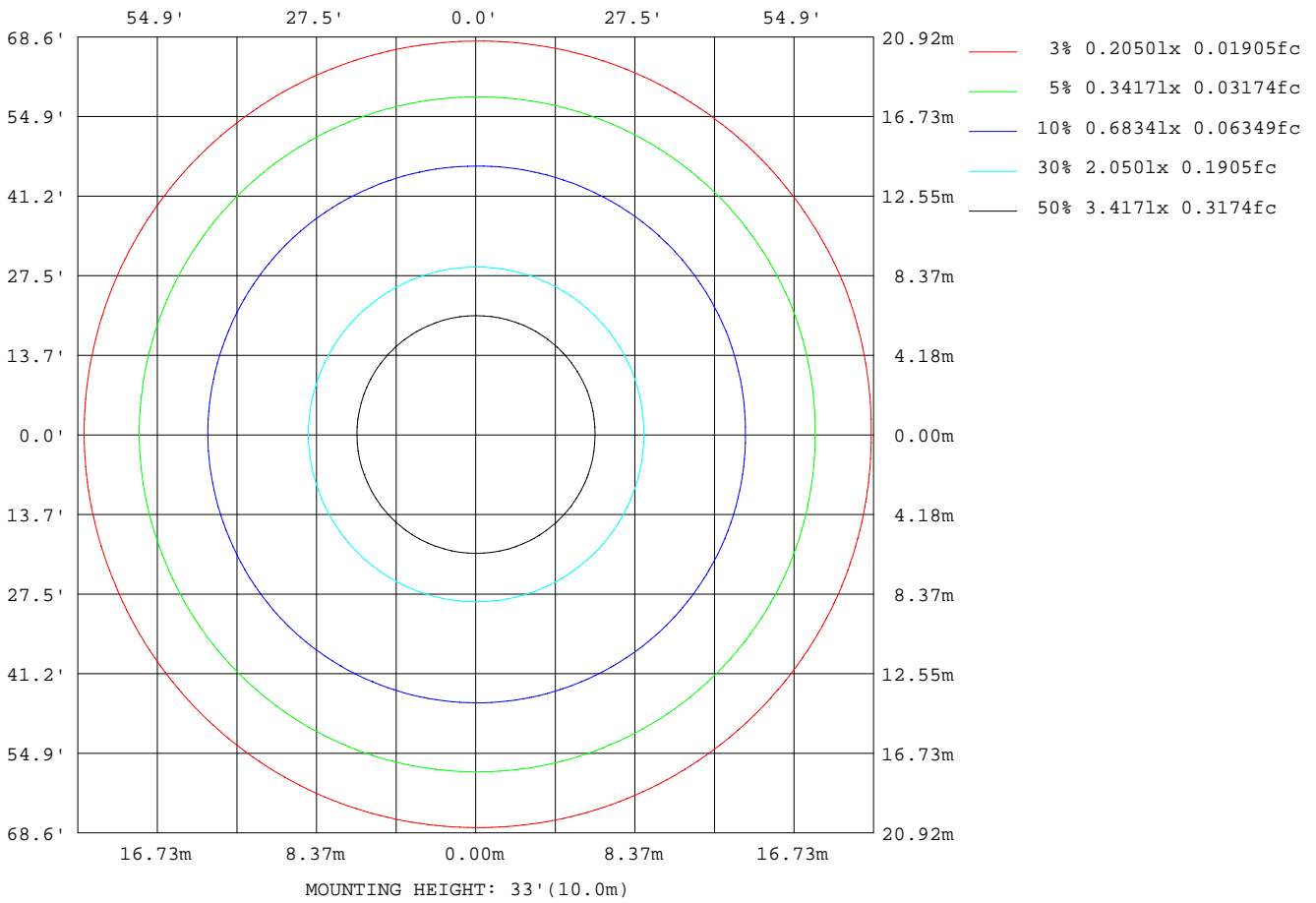
Note:The Curves indicate the illuminated area and the average illumination when the luminaire is at different distance.

C Range: 0 - 360DEG
 C Interval: 22.5DEG
 Test Speed: 10.0deg/s
 Temperature:25.2DEG
 Operators:
 Test Date:2017-10-21

γ Range: 0 - 180DEG
 γInterval: 1.0DEG
 Test System: GO-R5000_V2 SYSTEM V2.0.351
 Humidity:45%
 Test Distance:2.447m [K=1.0000]
 Remarks:

ISOLUX DIAGRAM

Test:U:120.0V I:0.2362A P:27.53W PF:0.9714 Lamp Flux:1933.94x1 lm		
NAME: 4330	TYPE:N/A	WEIGHT:N/A
SPEC.:N/A	DIM.: N/A	SERIAL No.:N/A
MFR.:	SUR.:N/A	Shielding Angle:N/A



C Range: 0 - 360DEG
 C Interval: 22.5DEG
 Test Speed: 10.0deg/s
 Temperature:25.2DEG
 Operators:
 Test Date:2017-10-21

γ Range: 0 - 180DEG
 γ Interval: 1.0DEG
 Test System: GO-R5000_V2 SYSTEM V2.0.351
 Humidity:45%
 Test Distance:2.447m [K=1.0000]
 Remarks:

LED Avg.L Report

Test:U:120.0V I:0.2362A P:27.53W PF:0.9714 Lamp Flux:1933.94x1 lm		
NAME: 4330	TYPE:N/A	WEIGHT:N/A
SPEC.:N/A	DIM.: N/A	SERIAL No.:N/A
MFR.:	SUR.:N/A	Shielding Angle:N/A

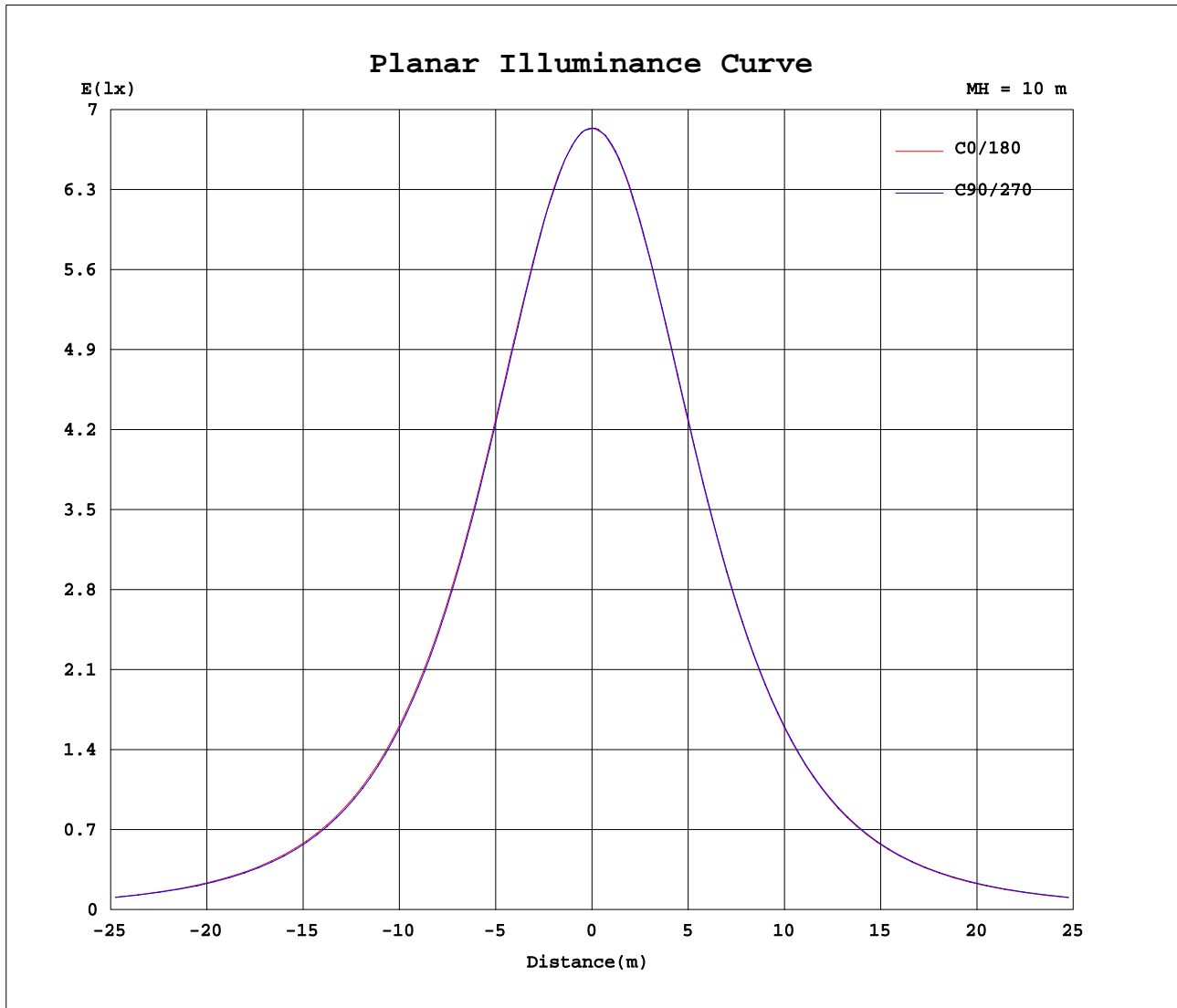
AvgL	cd/m2
L_0~180(65)av	5663924
L_0~180(75)av	4837346
L_0~180(85)av	3056596
L_90~270(65)av	5643367
L_90~270(75)av	4901937
L_90~270(85)av	3442584
L_45(65)av	5686270
L_45(75)av	4854552
L_45(85)av	3071773

Standard: GB/T 29293-2012

C Range: 0 - 360DEG
 C Interval: 22.5DEG
 Test Speed: 10.0deg/s
 Temperature:25.2DEG
 Operators:
 Test Date:2017-10-21

γ Range: 0 - 180DEG
 γ Interval: 1.0DEG
 Test System: GO-R5000_V2 SYSTEM V2.0.351
 Humidity:45%
 Test Distance:2.447m [K=1.0000]
 Remarks:

Planar Illuminance Curve



C Range: 0 - 360DEG
 C Interval: 22.5DEG
 Test Speed: 10.0deg/s
 Temperature: 25.2DEG
 Operators:
 Test Date: 2017-10-21

γ Range: 0 - 180DEG
 γ Interval: 1.0DEG
 Test System: GO-R5000_V2 SYSTEM V2.0.351
 Humidity: 45%
 Test Distance: 2.447m [K=1.0000]
 Remarks:

LUMINOUS DISTRIBUTION INTENSITY DATA

Test:U:120.0V I:0.2362A P:27.53W PF:0.9714 Lamp Flux:1933.94x1 lm		
NAME: 4330	TYPE:N/A	WEIGHT:N/A
SPEC.:N/A	DIM.: N/A	SERIAL No.:N/A
MFR.:	SUR.:N/A	Shielding Angle:N/A

Table--1

UNIT: cd

C(DEG) γ (DEG)	0	22.5	45	67.5	90	112.5	135	157.5	180	202.5	225	247.5	270	292.5	315	337.5			
0	683	683	683	683	683	683	683	683	683	683	683	683	683	683	683	683			
5	681	681	681	680	680	679	679	680	680	680	681	680	681	681	681	681			
10	672	672	671	670	670	670	669	669	671	671	671	671	672	673	673	672			
15	657	657	656	654	654	654	654	653	655	656	656	656	657	657	657	658			
20	635	635	634	633	631	632	631	631	633	634	634	634	635	637	637	637			
25	608	608	607	606	604	604	603	604	606	607	607	607	608	609	611	611			
30	577	577	575	573	572	571	571	571	574	574	575	575	576	578	579	579			
35	541	541	539	536	534	534	534	534	537	538	538	538	539	542	542	544			
40	500	499	497	495	493	493	492	492	496	496	497	497	498	501	502	503			
45	455	455	454	451	448	447	447	447	450	451	452	452	453	456	458	459			
50	407	407	405	401	399	399	399	397	401	402	403	403	403	407	409	410			
55	355	355	354	350	347	347	347	345	348	349	351	350	351	355	358	359			
60	301	301	300	296	293	293	291	289	292	294	296	296	296	300	303	305			
65	244	245	243	241	237	237	234	232	235	236	238	239	240	244	246	249			
70	186	187	186	184	181	180	176	175	178	179	180	182	183	187	188	191			
75	130	130	130	129	127	124	120	118	121	121	122	126	127	130	131	133			
80	76.6	76.8	76.6	77.3	75.4	71.9	67.7	66.1	68.9	68.4	69.6	72.9	75.0	76.7	76.8	78.8			
85	29.6	29.7	30.0	30.9	30.3	26.5	22.8	20.9	23.6	23.0	24.1	27.1	29.7	30.1	30.2	31.4			
90	0.22	0.17	2.52	0.14	0.13	0.14	0.13	0.11	0.06	0.05	0.06	0.06	0.06	0.06	0.14	0.44			
95	0.13	0.13	0.13	0.13	0.14	0.14	0.14	0.14	0.07	0.07	0.07	0.07	0.07	0.07	0.07	0.07			
100	0.16	0.17	0.17	0.17	0.17	0.17	0.17	0.17	0.09	0.09	0.09	0.09	0.09	0.09	0.08	0.08			
105	0.19	0.19	0.19	0.19	0.19	0.19	0.19	0.19	0.11	0.11	0.12	0.11	0.11	0.11	0.11	0.11			
110	0.19	0.19	0.20	0.20	0.21	0.20	0.20	0.20	0.13	0.13	0.14	0.14	0.14	0.13	0.13	0.13			
115	0.20	0.20	0.20	0.20	0.21	0.21	0.21	0.21	0.16	0.16	0.16	0.16	0.17	0.16	0.15	0.16			
120	0.22	0.22	0.21	0.21	0.22	0.22	0.22	0.22	0.20	0.19	0.19	0.19	0.19	0.18	0.18	0.18			
125	0.25	0.25	0.24	0.24	0.25	0.25	0.25	0.25	0.24	0.23	0.23	0.22	0.22	0.22	0.22	0.22			
130	0.29	0.28	0.28	0.29	0.30	0.30	0.30	0.29	0.27	0.27	0.27	0.26	0.25	0.26	0.25	0.25			
135	0.34	0.34	0.35	0.35	0.37	0.37	0.36	0.35	0.31	0.30	0.31	0.30	0.30	0.30	0.29	0.30			
140	0.42	0.43	0.45	0.44	0.45	0.46	0.45	0.43	0.35	0.33	0.35	0.35	0.34	0.34	0.34	0.34			
145	0.53	0.55	0.57	0.59	0.59	0.59	0.56	0.54	0.37	0.37	0.39	0.40	0.40	0.39	0.38	0.39			
150	0.63	0.68	0.69	0.70	0.71	0.71	0.69	0.66	0.40	0.40	0.41	0.43	0.43	0.43	0.40	0.42			
155	0.73	0.77	0.78	0.77	0.78	0.79	0.78	0.77	0.45	0.43	0.46	0.47	0.47	0.47	0.45	0.48			
160	0.82	0.84	0.83	0.86	0.84	0.87	0.86	0.82	0.49	0.49	0.49	0.50	0.50	0.50	0.47	0.51			
165	0.82	0.84	0.83	0.84	0.85	0.86	0.85	0.83	0.51	0.50	0.50	0.51	0.51	0.51	0.50	0.53			
170	0.79	0.80	0.79	0.78	0.79	0.81	0.80	0.80	0.55	0.55	0.54	0.52	0.53	0.53	0.53	0.57			
175	0.77	0.76	0.75	0.74	0.72	0.75	0.76	0.77	0.62	0.62	0.60	0.58	0.57	0.56	0.60	0.63			
180	0.67	0.66	0.64	0.62	0.62	0.66	0.68	0.68	0.68	0.68	0.66	0.65	0.63	0.63	0.66	0.68			

C Range: 0 - 360DEG
 C Interval: 22.5DEG
 Test Speed: 10.0deg/s
 Temperature:25.2DEG
 Operators:
 Test Date:2017-10-21

γ Range: 0 - 180DEG
 γ Interval: 1.0DEG
 Test System: GO-R5000_V2 SYSTEM V2.0.351
 Humidity:45%
 Test Distance:2.447m [K=1.0000]
 Remarks: