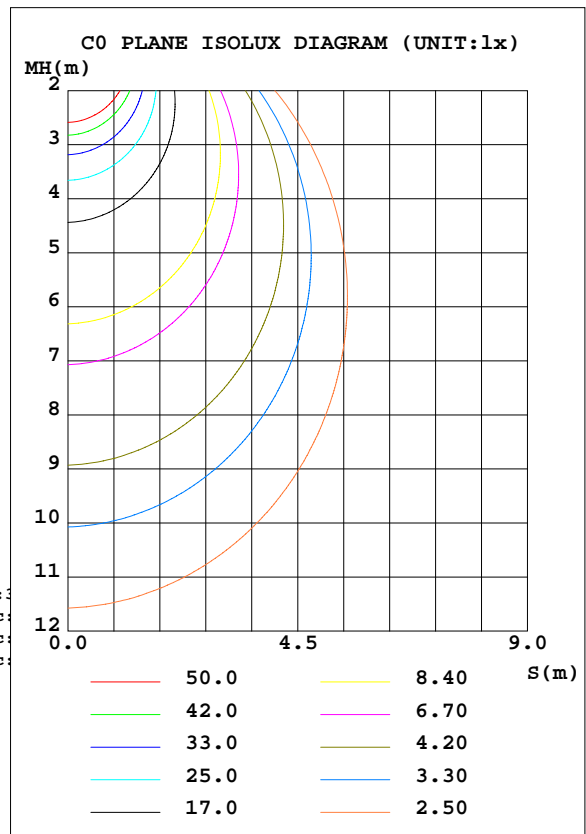
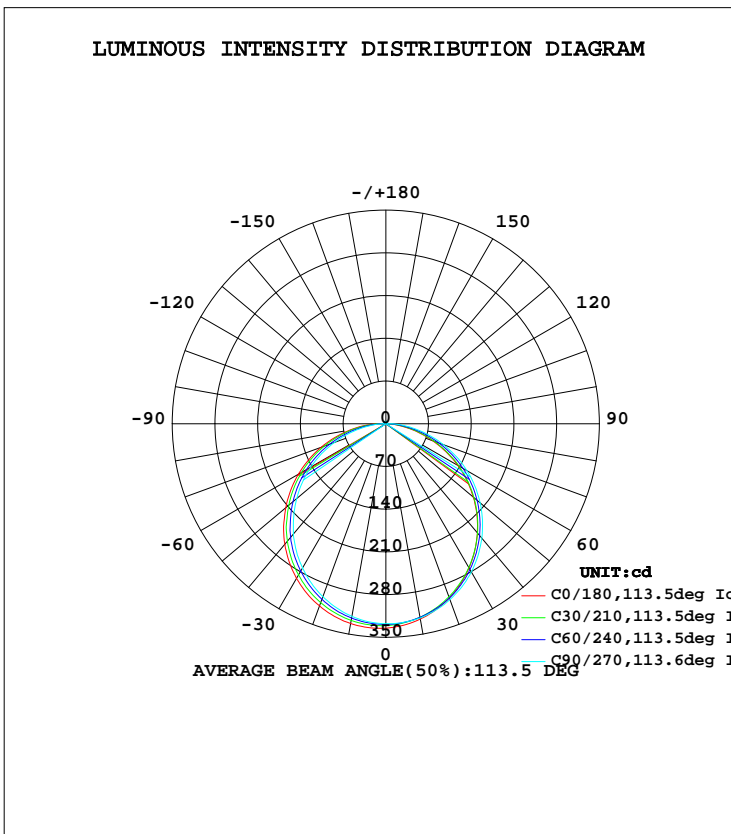


LUMINAIRE PHOTOMETRIC TEST REPORT

Test:U:120.0V I:0.1345A P:15.92W PF:0.9869 Lamp Flux:983.76x1 lm		
NAME:	TYPE:	WEIGHT:
SPEC.:	DIM.:	SERIAL No.:
MFR.: RP Lighting + Fans	SUR.:	PROTECTION ANGLE:

DATA OF LAMP		PHOTOMETRIC DATA				Eff: 61.79 lm/W
MODEL	1047LED	I <sub>max</sub> (cd)	335.5	S/MH(C0/180)	1.30	
NOMINAL POWER(W)	15	LOR(%)	100.0	S/MH(C90/270)	1.24	
RATED VOLTAGE(V)	120	TOTAL FLUX(lm)	983.76	η UP, DN(C0-180)	1.0,49.4	
NOMINAL FLUX(lm)	983.76	CIE CLASS	DIRECT	η UP, DN(C180-360)	1.2,48.4	
LAMPS INSIDE	1	η up(%)	2.2	CIBSE SHR NOM	1.25	
TEST VOLTAGE(V)		η down(%)	97.8	CIBSE SHR MAX	1.35	



C Range: 0 - 360DEG  
 C Interval: 15.0DEG  
 Test Speed: HIGH  
 Temperature:25.3DEG  
 Operators:  
 Test Date:2020-08-12

γ Range: 0 - 180DEG  
 γ Interval: 1.0DEG  
 Test System:EVERFINE GO-2000B\_V1 SYSTEM V2.0.291  
 Humidity:65.0%  
 Test Distance:7.500m [K=1.0000]  
 Remarks:

## ZONAL FLUX DIAGRAM

## ZONAL FLUX DIAGRAM:

$\gamma$	C0	C45	C90	C135	C180	C225	C270	C315	$\gamma$	$\Phi$ zone	$\Phi$ total	$\Phi$ lum,lamp
10	325.0	322.0	323.2	324.5	332.4	325.0	320.5	317.7	0- 10	31.11	31.11	3.16,3.16
20	303.9	303.2	306.8	309.9	317.8	308.8	301.6	297.4	10- 20	89.05	120.2	12.2,12.2
30	272.8	274.2	280.2	285.0	292.8	282.2	273.1	267.3	20- 30	134.9	255.1	25.9,25.9
40	233.4	236.8	244.7	250.9	257.7	246.4	235.9	228.9	30- 40	162.9	418.0	42.5,42.5
50	187.2	191.4	201.8	208.2	214.1	203.6	190.9	183.8	40- 50	169.5	587.5	59.7,59.7
60	136.0	141.7	153.5	160.6	165.6	155.2	142.1	134.0	50- 60	154.8	742.4	75.5,75.5
70	81.80	88.95	100.4	109.0	113.0	102.4	89.75	81.32	60- 70	120.8	863.2	87.7,87.7
80	31.92	38.38	49.09	57.09	59.89	50.47	39.44	32.25	70- 80	73.54	936.7	95.2,95.2
90	2.627	2.577	6.770	12.60	13.81	7.647	3.058	3.073	80- 90	25.36	962.1	97.8,97.8
100	2.807	2.742	2.688	2.658	3.216	3.158	3.197	3.212	90-100	3.667	965.7	98.2,98.2
110	3.031	2.989	2.965	2.854	3.378	3.343	3.409	3.381	100-110	3.232	969.0	98.5,98.5
120	3.239	3.108	3.215	3.000	3.497	3.443	3.562	3.478	110-120	3.207	972.2	98.8,98.8
130	3.397	3.386	3.439	3.178	3.621	3.608	3.771	3.821	120-130	3.037	975.2	99.1,99.1
140	3.728	3.555	3.647	3.470	3.756	3.786	3.992	3.802	130-140	2.829	978.0	99.4,99.4
150	3.913	3.670	3.878	3.597	3.978	3.809	4.504	3.790	140-150	2.376	980.4	99.7,99.7
160	3.940	3.848	3.812	3.782	4.013	3.905	3.894	3.928	150-160	1.806	982.2	99.8,99.8
170	4.186	4.136	4.125	4.071	4.236	4.109	4.244	4.090	160-170	1.153	983.4	100,100
180	4.132	4.102	4.059	4.044	4.163	4.090	4.059	4.044	170-180	0.3915	983.8	100,100
DEG	LUMINOUS INTENSITY:cd									UNIT:lm		

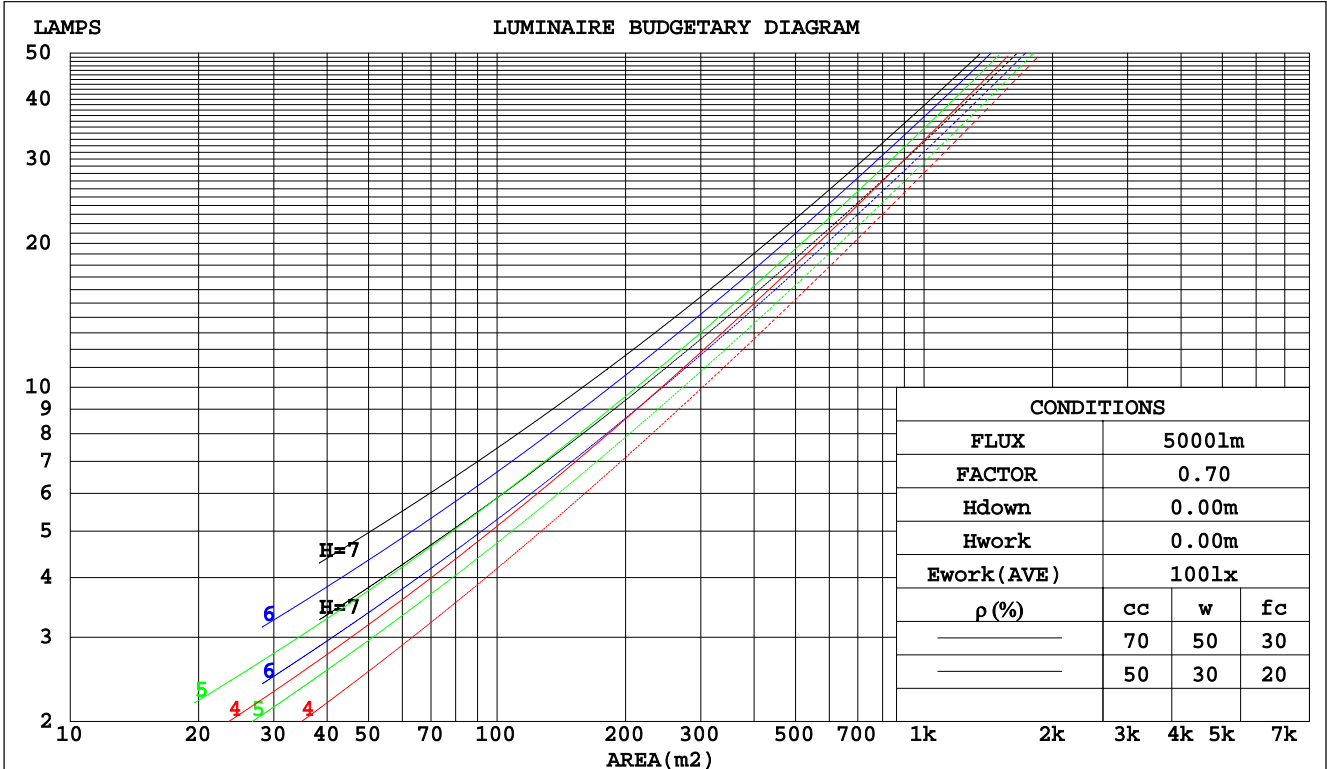
C Range: 0 - 360DEG  
C Interval: 15.0DEG  
Test Speed: HIGH  
Temperature:25.3DEG  
Operators:  
Test Date:2020-08-12

$\gamma$  Range: 0 - 180DEG  
 $\gamma$  Interval: 1.0DEG  
Test System:EVERFINE GO-2000B\_V1 SYSTEM V2.0.291  
Humidity:65.0%  
Test Distance:7.500m [K=1.0000]  
Remarks:

CU AND LUMINAIRE BUDGETARY ESTIMATE DIAGRAM

Test:U:120.0V I:0.1345A P:15.92W PF:0.9869 Lamp Flux:983.76x1 lm		
NAME:	TYPE:	WEIGHT:
SPEC.:	DIM.:	SERIAL No.:
MFR.: RP Lighting + Fans	SUR.:	PROTECTION ANGLE:

pcc	80%			70%			50%			30%			10%			0
pw	50%	30%	10%	50%	30%	10%	50%	30%	10%	50%	30%	10%	50%	30%	10%	0
pfc	20%			20%			20%			20%			20%			0
RCR	RCR:Room Cavity Ratio						Coefficients of Utilization(CU)									
0.0	1.19	1.19	1.19	1.16	1.16	1.16	1.10	1.10	1.10	1.05	1.05	1.05	1.00	1.00	1.00	.98
1.0	1.03	.98	.94	1.00	.96	.93	.96	.92	.89	.91	.89	.86	.87	.85	.83	.81
2.0	.89	.82	.76	.87	.81	.75	.83	.78	.73	.80	.75	.71	.76	.73	.69	.67
3.0	.78	.70	.63	.76	.69	.62	.73	.67	.61	.70	.64	.60	.67	.62	.58	.56
4.0	.69	.60	.53	.68	.59	.53	.65	.58	.52	.62	.56	.51	.60	.54	.50	.48
5.0	.62	.53	.46	.60	.52	.45	.58	.51	.45	.56	.49	.44	.54	.48	.43	.41
6.0	.55	.46	.40	.54	.46	.40	.52	.45	.39	.50	.44	.39	.49	.43	.38	.36
7.0	.50	.41	.35	.49	.41	.35	.48	.40	.35	.46	.39	.34	.44	.38	.34	.32
8.0	.46	.37	.31	.45	.37	.31	.44	.36	.31	.42	.35	.31	.41	.35	.30	.28
9.0	.42	.34	.28	.41	.33	.28	.40	.33	.28	.39	.32	.28	.38	.32	.27	.25
10.0	.39	.31	.26	.38	.31	.25	.37	.30	.25	.36	.29	.25	.35	.29	.25	.23



C Range: 0 - 360DEG  
 C Interval: 15.0DEG  
 Test Speed: HIGH  
 Temperature: 25.3DEG  
 Operators:  
 Test Date: 2020-08-12

γ Range: 0 - 180DEG  
 γ Interval: 1.0DEG  
 Test System: EVERFINE GO-2000B\_V1 SYSTEM V2.0.291  
 Humidity: 65.0%  
 Test Distance: 7.500m [K=1.0000]  
 Remarks:

WEC AND CCEC

Test:U:120.0V I:0.1345A P:15.92W PF:0.9869 Lamp Flux:983.76x1 lm		
NAME:	TYPE:	WEIGHT:
SPEC.:	DIM.:	SERIAL No.:
MFR.: RP Lighting + Fans	SUR.:	PROTECTION ANGLE:

ρcc	80%			70%			50%			30%			10%			0
ρw	50%	30%	10%	50%	30%	10%	50%	30%	10%	50%	30%	10%	50%	30%	10%	0
ρfc	20%			20%			20%			20%			20%			0
RCR	RCR:Room Cavity Ratio						Wall Exitance Coefficients(WEC)									
0.0																
1.0	.320	.182	.058	.312	.178	.057	.298	.171	.055	.284	.164	.053	.272	.158	.051	
2.0	.298	.163	.050	.291	.160	.049	.278	.155	.048	.266	.149	.047	.255	.144	.045	
3.0	.274	.146	.044	.268	.143	.043	.256	.139	.042	.246	.135	.041	.236	.131	.040	
4.0	.252	.131	.038	.246	.129	.038	.236	.125	.037	.227	.122	.037	.218	.118	.036	
5.0	.232	.118	.034	.227	.117	.034	.218	.114	.033	.210	.111	.033	.202	.108	.032	
6.0	.215	.108	.031	.211	.106	.031	.203	.104	.030	.195	.101	.030	.188	.099	.029	
7.0	.200	.099	.028	.196	.098	.028	.189	.095	.027	.182	.093	.027	.175	.091	.027	
8.0	.186	.091	.026	.183	.090	.025	.176	.088	.025	.170	.086	.025	.164	.084	.025	
9.0	.175	.084	.024	.171	.084	.023	.166	.082	.023	.160	.080	.023	.155	.079	.023	
10.0	.164	.079	.022	.161	.078	.022	.156	.076	.021	.151	.075	.021	.146	.073	.021	

ρcc	80%			70%			50%			30%			10%			0
ρw	50%	30%	10%	50%	30%	10%	50%	30%	10%	50%	30%	10%	50%	30%	10%	0
ρfc	20%			20%			20%			20%			20%			0
RCR	RCR:Room Cavity Ratio						Ceiling Cavity Exitance Coefficients(CCEC)									
0.0	.207	.207	.207	.177	.177	.177	.121	.121	.121	.069	.069	.069	.022	.022	.022	
1.0	.198	.173	.150	.169	.148	.130	.116	.102	.090	.067	.059	.052	.021	.019	.017	
2.0	.190	.149	.114	.163	.128	.099	.112	.089	.069	.064	.052	.040	.021	.017	.013	
3.0	.182	.131	.091	.156	.113	.079	.107	.079	.055	.062	.046	.033	.020	.015	.011	
4.0	.175	.118	.075	.150	.102	.065	.103	.071	.046	.060	.042	.027	.019	.014	.009	
5.0	.167	.108	.064	.144	.093	.056	.099	.065	.039	.057	.038	.023	.018	.013	.008	
6.0	.160	.100	.056	.138	.086	.049	.095	.060	.035	.055	.036	.021	.018	.012	.007	
7.0	.153	.093	.050	.132	.080	.044	.091	.056	.031	.053	.033	.019	.017	.011	.006	
8.0	.147	.087	.046	.126	.075	.040	.087	.053	.028	.051	.031	.017	.016	.010	.006	
9.0	.141	.082	.043	.121	.071	.037	.084	.050	.026	.049	.030	.016	.016	.010	.005	
10.0	.135	.078	.040	.116	.068	.035	.081	.048	.025	.047	.028	.015	.015	.009	.005	

C Range: 0 - 360DEG  
 C Interval: 15.0DEG  
 Test Speed: HIGH  
 Temperature:25.3DEG  
 Operators:  
 Test Date:2020-08-12

γ Range: 0 - 180DEG  
 γ Interval: 1.0DEG  
 Test System:EVERFINE GO-2000B\_V1 SYSTEM V2.0.291  
 Humidity:65.0%  
 Test Distance:7.500m [K=1.0000]  
 Remarks:

UGR(Unified Glare Rating) Table

Test:U:120.0V I:0.1345A P:15.92W PF:0.9869 Lamp Flux:983.76x1 lm										
NAME:					TYPE:			WEIGHT:		
SPEC.:					DIM.:			SERIAL No.:		
MFR.: RP Lighting + Fans					SUR.:			PROTECTION ANGLE:		
ceiling/cavity	0.7	0.7	0.5	0.5	0.3	0.7	0.7	0.5	0.5	0.3
walls	0.5	0.3	0.5	0.3	0.3	0.5	0.3	0.5	0.3	0.3
working plane	0.2	0.2	0.2	0.2	0.2	0.2	0.2	0.2	0.2	0.2
Room dimensions	Viewed crosswise					Viewed endwise				
x = 2H y = 2H	16.1	17.7	16.4	17.9	18.1	16.6	18.1	16.9	18.4	18.6
3H	17.6	19.0	17.9	19.2	19.5	18.3	19.7	18.6	20.0	20.2
4H	18.1	19.4	18.5	19.7	20.0	19.0	20.3	19.3	20.6	20.9
6H	18.5	19.7	18.8	20.0	20.4	19.6	20.8	19.9	21.1	21.5
8H	18.6	19.8	18.9	20.1	20.4	19.8	21.0	20.2	21.3	21.7
12H	18.6	19.8	19.0	20.1	20.4	20.0	21.1	20.4	21.5	21.8
4H 2H	16.8	18.1	17.1	18.4	18.7	17.2	18.5	17.5	18.8	19.1
3H	18.4	19.6	18.8	19.9	20.2	19.0	20.2	19.4	20.5	20.9
4H	19.1	20.1	19.5	20.5	20.9	19.8	20.9	20.3	21.3	21.7
6H	19.5	20.5	20.0	20.9	21.3	20.6	21.5	21.0	21.9	22.3
8H	19.7	20.5	20.1	21.0	21.4	20.9	21.7	21.3	22.1	22.6
12H	19.7	20.5	20.2	21.0	21.4	21.1	21.9	21.6	22.3	22.8
8H 4H	19.4	20.2	19.8	20.6	21.1	20.1	20.9	20.5	21.3	21.8
6H	20.0	20.7	20.4	21.1	21.6	20.9	21.7	21.4	22.1	22.6
8H	20.2	20.8	20.7	21.3	21.8	21.3	22.0	21.8	22.4	22.9
12H	20.3	20.9	20.8	21.4	21.9	21.7	22.2	22.2	22.7	23.3
12H 4H	19.4	20.2	19.8	20.6	21.1	20.1	20.9	20.5	21.3	21.7
6H	20.0	20.7	20.5	21.2	21.7	21.0	21.6	21.5	22.1	22.6
8H	20.3	20.9	20.8	21.3	21.9	21.4	22.0	21.9	22.5	23.0
Variations with the observer position at spacings:										
S = 1.0H	+ 0.2 / - 0.2					+ 0.1 / - 0.2				
1.5H	+ 0.2 / - 0.3					+ 0.2 / - 0.3				
2.0H	+ 0.2 / - 0.3					+ 0.1 / - 0.2				

CIE Pub.117 Corrected 983.8 lm Total Lamp Luminous Flux. (8log(F/F0) = -0.1)

C Range: 0 - 360DEG  
 C Interval: 15.0DEG  
 Test Speed: HIGH  
 Temperature:25.3DEG  
 Operators:  
 Test Date:2020-08-12

γ Range: 0 - 180DEG  
 γ Interval: 1.0DEG  
 Test System:EVERFINE GO-2000B\_V1 SYSTEM V2.0.291  
 Humidity:65.0%  
 Test Distance:7.500m [K=1.0000]  
 Remarks:

## UTILIZATION FACTORS TABLE

Test:U:120.0V I:0.1345A P:15.92W PF:0.9869 Lamp Flux:983.76x1 lm		
NAME:	TYPE:	WEIGHT:
SPEC.:	DIM.:	SERIAL No.:
MFR.:RP Lighting + Fans	SUR.:	PROTECTION ANGLE:

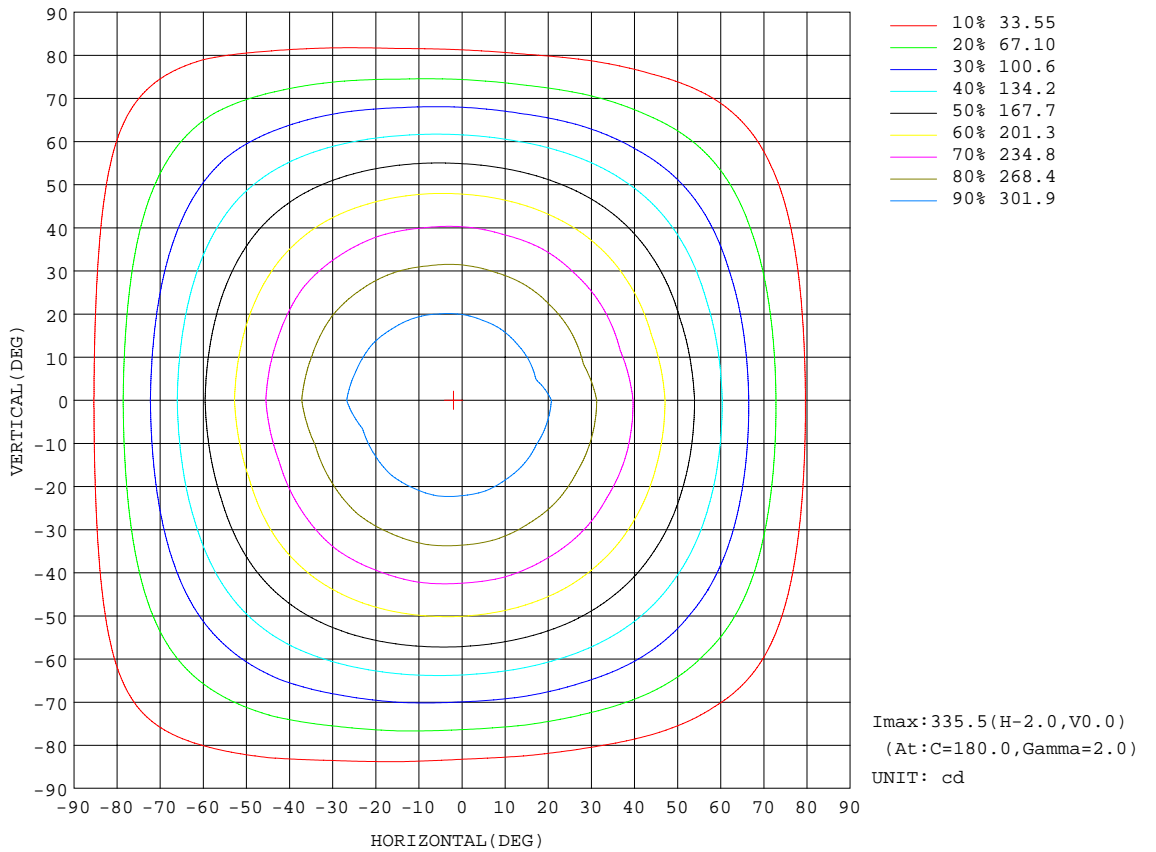
REFLECTANCE										
Ceiling	0.8	0.8	0.8	0.7	0.7	0.7	0.5	0.5	0.5	0
Walls	0.7	0.5	0.3	0.7	0.5	0.3	0.7	0.5	0.3	0
Working plane	0.2	0.2	0.2	0.2	0.2	0.2	0.2	0.2	0.2	0
ROOM INDEX	UTILIZATION FACTORS(PERCENT) $k(RI) \times RCR = 5$									
k = 0.60	56	45	38	55	44	37	54	44	37	31
0.80	66	54	47	65	54	47	63	53	46	39
1.00	75	63	56	73	63	55	71	64	55	47
1.25	82	71	64	80	70	63	77	68	62	54
1.50	87	76	69	85	75	69	82	73	67	59
2.00	94	85	78	92	83	77	88	81	75	67
2.50	98	89	83	95	88	82	91	85	80	71
3.00	101	94	88	99	92	87	94	89	84	75
4.00	105	99	94	102	97	93	98	93	90	80
5.00	108	103	98	105	100	96	100	96	93	83
ROOM INDEX	UF(total)									Direct
According to DIN EN 13032-2 2004			Suspended				SHRNOM = 1.25			

C Range: 0 - 360DEG  
 C Interval: 15.0DEG  
 Test Speed: HIGH  
 Temperature:25.3DEG  
 Operators:  
 Test Date:2020-08-12

$\gamma$  Range: 0 - 180DEG  
 $\gamma$  Interval: 1.0DEG  
 Test System:EVERFINE GO-2000B\_V1 SYSTEM V2.0.291  
 Humidity:65.0%  
 Test Distance:7.500m [K=1.0000]  
 Remarks:

ISOCANDELA DIAGRAM

Test:U:120.0V I:0.1345A P:15.92W PF:0.9869 Lamp Flux:983.76x1 lm		
NAME:	TYPE:	WEIGHT:
SPEC.:	DIM.:	SERIAL No.:
MFR.: RP Lighting + Fans	SUR.:	PROTECTION ANGLE:

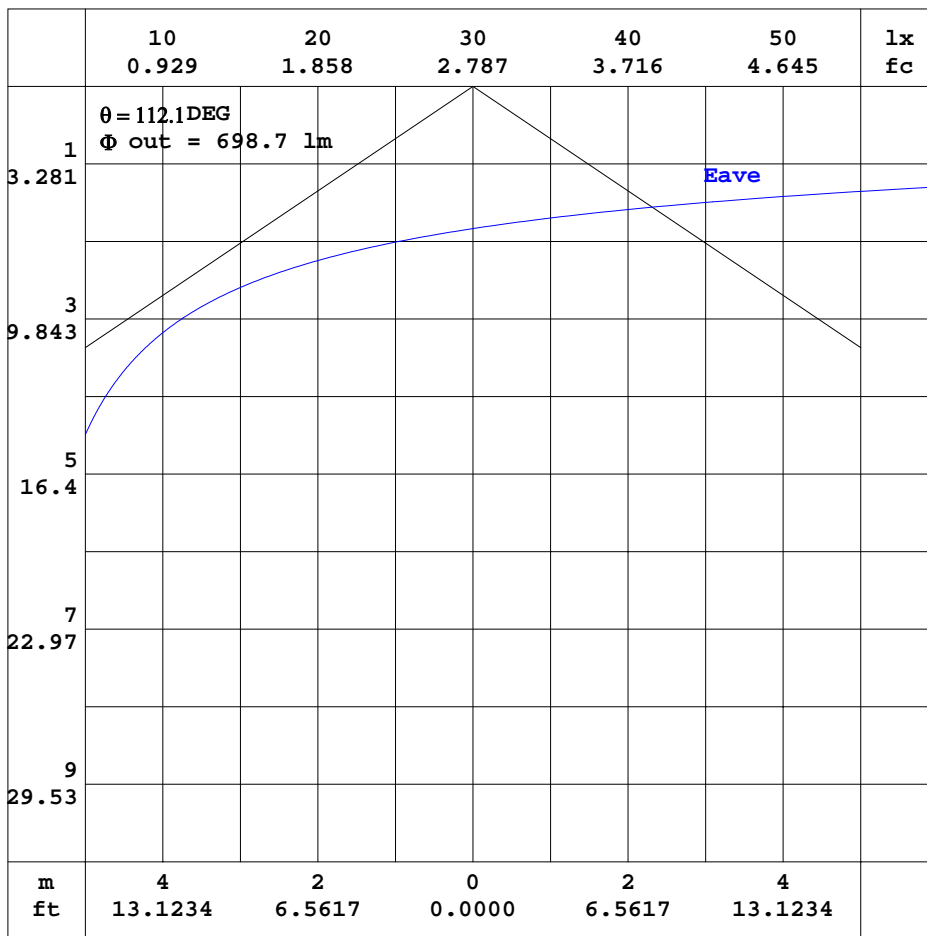


C Range: 0 - 360DEG  
 C Interval: 15.0DEG  
 Test Speed: HIGH  
 Temperature: 25.3DEG  
 Operators:  
 Test Date: 2020-08-12

γ Range: 0 - 180DEG  
 γ Interval: 1.0DEG  
 Test System: EVERFINE GO-2000B\_V1 SYSTEM V2.0.291  
 Humidity: 65.0%  
 Test Distance: 7.500m [K=1.0000]  
 Remarks:

AAI CURVES

Test:U:120.0V I:0.1345A P:15.92W PF:0.9869 Lamp Flux:983.76x1 lm		
NAME:	TYPE:	WEIGHT:
SPEC.:	DIM.:	SERIAL No.:
MFR.: RP Lighting + Fans	SUR.:	PROTECTION ANGLE:



Note: The Curves indicate the illuminated area and the average illumination when the luminaire is at different distance.

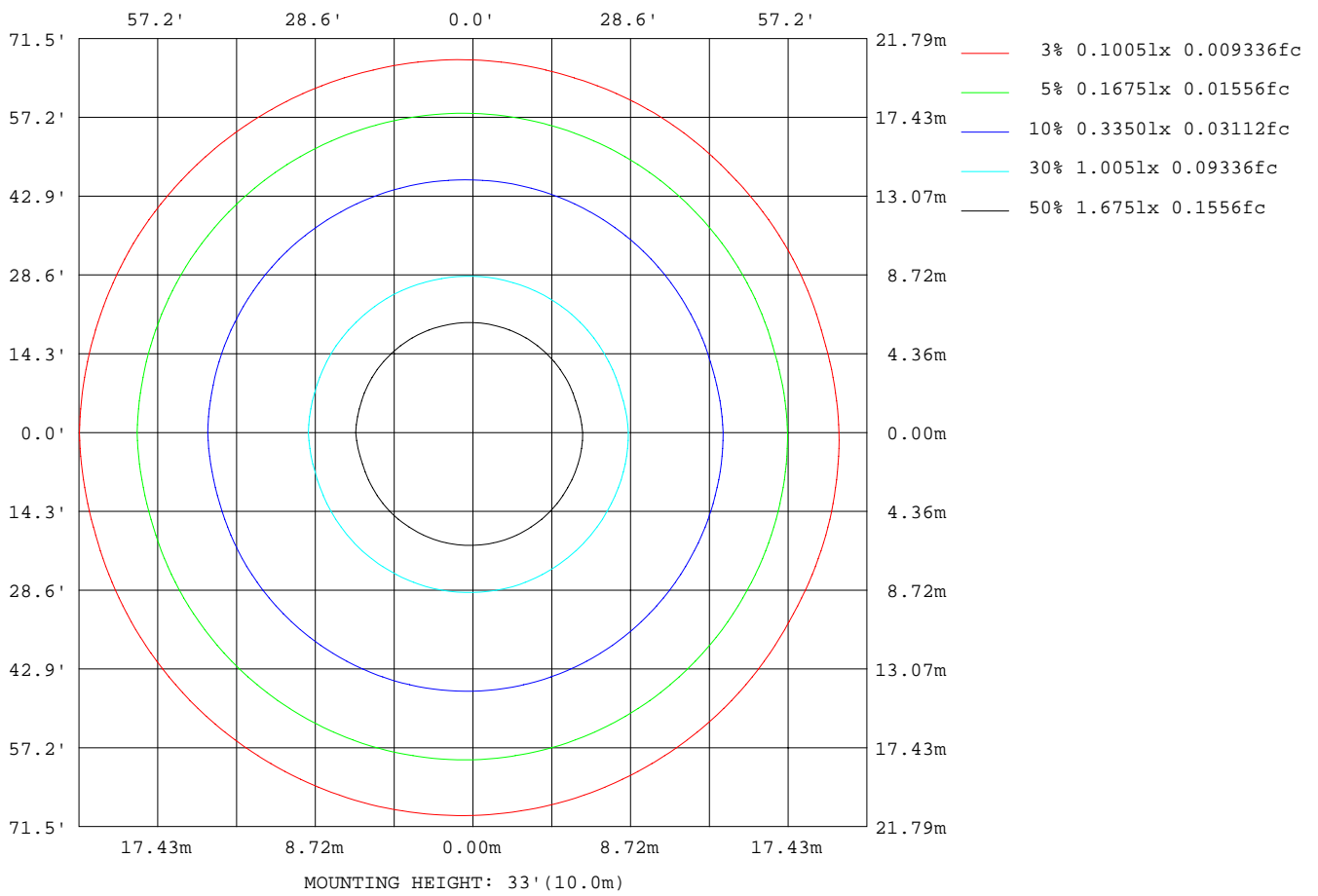
C Range: 0 - 360DEG  
 C Interval: 15.0DEG  
 Test Speed: HIGH  
 Temperature: 25.3DEG  
 Operators:  
 Test Date: 2020-08-12

$\gamma$  Range: 0 - 180DEG  
 $\gamma$  Interval: 1.0DEG  
 Test System: EVERFINE GO-2000B\_V1 SYSTEM V2.0.291  
 Humidity: 65.0%  
 Test Distance: 7.500m [K=1.0000]  
 Remarks:



ISOLUX DIAGRAM

Test:U:120.0V I:0.1345A P:15.92W PF:0.9869 Lamp Flux:983.76x1 lm		
NAME:	TYPE:	WEIGHT:
SPEC.:	DIM.:	SERIAL No.:
MFR.: RP Lighting + Fans	SUR.:	PROTECTION ANGLE:



C Range: 0 - 360DEG  
 C Interval: 15.0DEG  
 Test Speed: HIGH  
 Temperature: 25.3DEG  
 Operators:  
 Test Date: 2020-08-12

γ Range: 0 - 180DEG  
 γ Interval: 1.0DEG  
 Test System: EVERFINE GO-2000B\_V1 SYSTEM V2.0.291  
 Humidity: 65.0%  
 Test Distance: 7.500m [K=1.0000]  
 Remarks:

## LED Avg.L Report

Test:U:120.0V I:0.1345A P:15.92W PF:0.9869 Lamp Flux:983.76x1 lm		
NAME:	TYPE:	WEIGHT:
SPEC.:	DIM.:	SERIAL No.:
MFR.: RP Lighting + Fans	SUR.:	PROTECTION ANGLE:

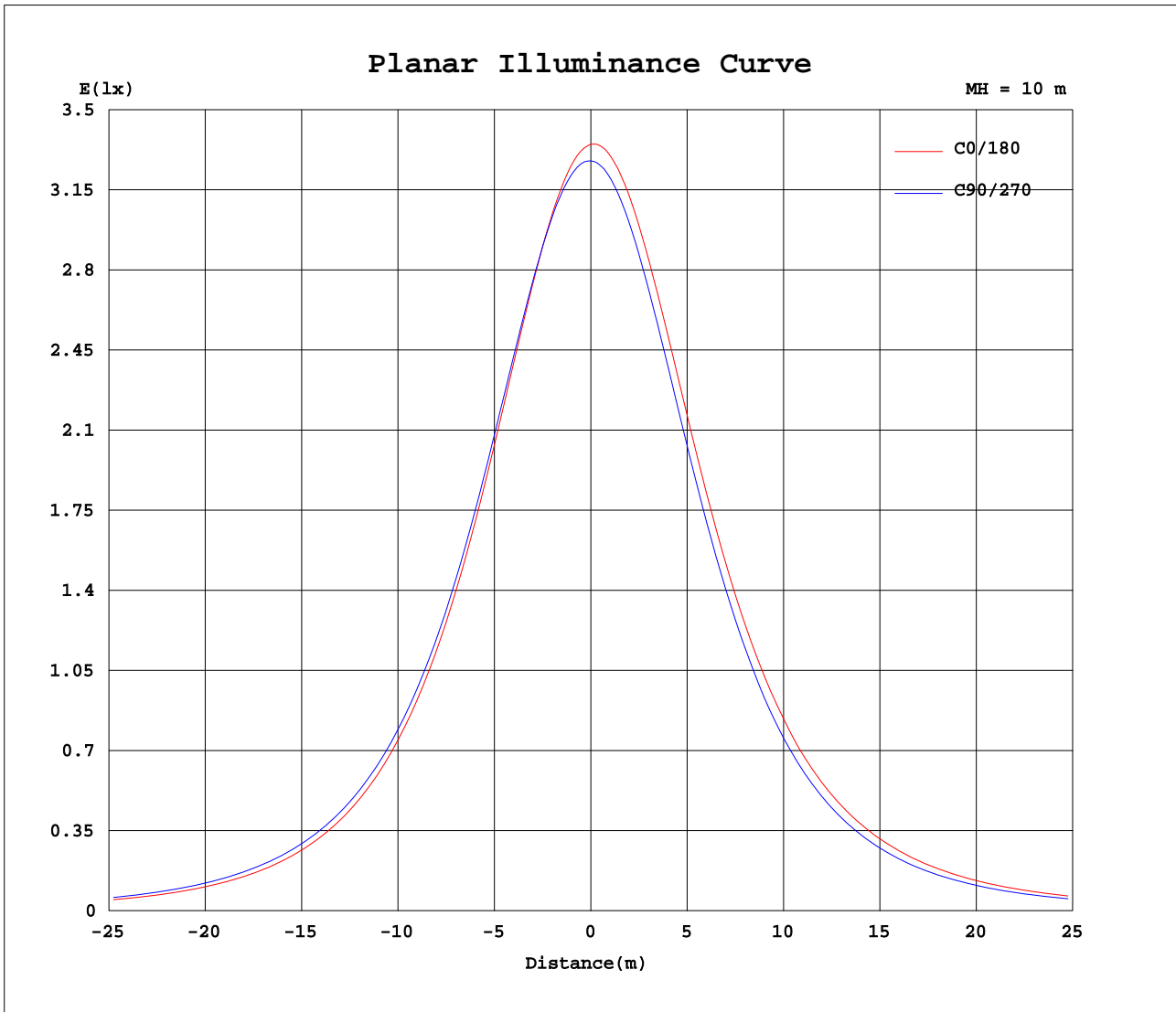
AvgL	cd/m2
L_0~180(65)av	2937
L_0~180(75)av	2743
L_0~180(85)av	2651
L_90~270(65)av	2880
L_90~270(75)av	2669
L_90~270(85)av	2509
L_45(65)av	2883
L_45(75)av	2679
L_45(85)av	2559

Standard: GB/T 29293-2012

C Range: 0 - 360DEG  
 C Interval: 15.0DEG  
 Test Speed: HIGH  
 Temperature:25.3DEG  
 Operators:  
 Test Date:2020-08-12

$\gamma$  Range: 0 - 180DEG  
 $\gamma$  Interval: 1.0DEG  
 Test System:EVERFINE GO-2000B\_V1 SYSTEM V2.0.291  
 Humidity:65.0%  
 Test Distance:7.500m [K=1.0000]  
 Remarks:

Planar Illuminance Curve



C Range: 0 - 360DEG  
 C Interval: 15.0DEG  
 Test Speed: HIGH  
 Temperature: 25.3DEG  
 Operators:  
 Test Date: 2020-08-12

$\gamma$  Range: 0 - 180DEG  
 $\gamma$  Interval: 1.0DEG  
 Test System: EVERFINE GO-2000B\_V1 SYSTEM V2.0.291  
 Humidity: 65.0%  
 Test Distance: 7.500m [K=1.0000]  
 Remarks:

LUMINOUS DISTRIBUTION INTENSITY DATA

Test:U:120.0V I:0.1345A P:15.92W PF:0.9869 Lamp Flux:983.76x1 lm		
NAME:	TYPE:	WEIGHT:
SPEC.:	DIM.:	SERIAL No.:
MFR.: RP Lighting + Fans	SUR.:	PROTECTION ANGLE:

Table--1

UNIT: cd

C( DEG) γ (DEG)	0	15	30	45	60	75	90	105	120	135	150	165	180	195	210	225	240	255	270
0	335	332	331	329	329	328	328	327	327	327	327	327	335	332	331	329	329	328	328
5	331	329	328	327	327	327	327	327	327	327	327	327	335	332	331	329	327	326	326
10	325	323	322	322	322	323	323	324	324	325	324	325	332	329	327	325	323	322	320
15	316	314	313	314	314	316	316	317	318	319	319	319	327	323	321	318	316	314	312
20	304	303	302	303	304	306	307	308	309	310	310	311	318	314	312	309	306	303	302
25	289	289	288	290	291	294	295	297	297	299	299	299	307	303	300	297	294	291	288
30	273	272	272	274	276	279	280	283	283	285	285	286	293	289	286	282	279	275	273
35	254	254	254	256	258	262	263	266	267	269	269	270	276	272	270	265	262	258	255
40	233	234	234	237	239	243	245	248	249	251	251	252	258	254	251	246	243	238	236
45	211	211	212	214	218	221	224	226	228	230	231	232	237	233	230	226	221	217	213
50	187	187	189	191	195	199	202	204	207	208	209	209	214	211	208	204	199	195	191
55	162	163	164	167	171	175	178	181	183	185	186	186	191	188	184	180	175	171	167
60	136	137	138	142	146	150	153	156	159	161	162	162	166	163	160	155	150	146	142
65	109	110	111	116	119	124	127	131	133	135	136	137	140	137	134	129	125	120	116
70	81.8	83.5	84.6	88.9	92.6	97.6	100	104	106	109	110	111	113	110	107	102	98.1	92.9	89.7
75	55.8	57.5	58.6	62.8	66.5	71.2	74.3	78.1	79.9	82.7	83.3	84.3	86.2	83.1	81.0	76.0	72.1	66.8	63.9
80	31.9	33.5	34.7	38.4	41.8	46.2	49.1	52.7	54.5	57.1	57.7	58.7	59.9	57.1	55.2	50.5	46.8	42.1	39.4
85	11.0	12.5	13.6	16.9	19.7	23.6	26.1	29.4	30.9	33.4	33.8	34.8	35.2	33.0	31.2	27.2	23.9	20.0	17.7
90	2.63	2.62	2.58	2.58	2.96	4.92	6.77	9.35	10.6	12.6	13.0	13.7	13.8	12.1	10.7	7.65	5.39	3.36	3.06
95	2.71	2.70	2.66	2.65	2.61	2.62	2.59	2.58	2.57	2.58	2.57	2.57	3.16	3.12	3.11	3.09	3.10	3.10	3.12
100	2.81	2.81	2.75	2.74	2.71	2.73	2.69	2.69	2.65	2.66	2.63	2.64	3.22	3.17	3.17	3.16	3.19	3.18	3.20
105	2.93	2.92	2.87	2.88	2.85	2.85	2.84	2.82	2.75	2.77	2.71	2.73	3.29	3.25	3.24	3.23	3.29	3.29	3.30
110	3.03	3.04	3.00	2.99	2.96	2.97	2.97	2.95	2.88	2.85	2.84	2.83	3.38	3.35	3.34	3.34	3.37	3.37	3.41
115	3.17	3.13	3.07	3.06	3.06	3.07	3.06	3.00	2.96	2.89	2.92	2.92	3.46	3.41	3.42	3.39	3.42	3.46	3.49
120	3.24	3.25	3.16	3.11	3.10	3.11	3.22	3.11	2.98	3.00	2.95	2.98	3.50	3.48	3.44	3.44	3.46	3.50	3.56
125	3.32	3.29	3.22	3.30	3.24	3.22	3.26	3.24	3.13	3.10	3.03	3.03	3.52	3.47	3.50	3.51	3.56	3.61	3.63
130	3.40	3.35	3.37	3.39	3.37	3.40	3.44	3.39	3.30	3.18	3.19	3.16	3.62	3.60	3.62	3.61	3.87	3.72	3.77
135	3.60	3.59	3.55	3.49	3.48	3.51	3.59	3.53	3.43	3.30	3.28	3.31	3.77	3.74	3.64	3.68	4.10	4.38	4.22
140	3.73	3.74	3.70	3.56	3.47	3.60	3.65	3.57	3.38	3.47	3.35	3.35	3.76	3.73	3.70	3.79	3.71	3.73	3.99
145	3.93	3.87	3.73	3.56	3.59	3.62	3.62	3.54	3.57	3.60	3.50	3.55	3.89	3.80	3.85	3.94	4.40	4.31	3.86
150	3.91	3.81	3.74	3.67	3.80	3.78	3.88	3.76	3.77	3.60	3.65	3.67	3.98	3.85	3.92	3.81	4.23	4.25	4.50
155	3.84	3.87	3.94	3.79	3.94	3.92	3.99	3.83	3.82	3.69	3.72	3.77	4.00	4.08	3.95	3.87	3.90	3.87	3.89
160	3.94	4.08	4.00	3.85	3.91	3.93	3.81	3.86	3.80	3.78	3.87	3.92	4.01	4.09	4.06	3.91	3.98	4.01	3.89
165	4.09	4.07	4.05	4.06	4.02	4.03	4.04	4.09	4.07	3.91	3.91	3.99	4.16	4.20	4.23	4.07	4.19	4.29	4.29
170	4.19	4.21	4.19	4.14	4.07	4.06	4.12	4.15	4.12	4.07	4.04	4.04	4.24	4.21	4.15	4.11	4.26	4.25	4.24
175	4.11	4.11	4.07	4.07	4.05	4.05	4.04	4.02	4.03	4.02	4.02	4.04	4.22	4.14	4.11	4.07	4.06	4.04	4.04
180	4.13	4.13	4.10	4.10	4.07	4.07	4.06	4.05	4.04	4.04	4.03	4.02	4.16	4.11	4.11	4.09	4.09	4.06	4.06

C Range: 0 - 360DEG  
 C Interval: 15.0DEG  
 Test Speed: HIGH  
 Temperature:25.3DEG  
 Operators:  
 Test Date:2020-08-12

γ Range: 0 - 180DEG  
 γ Interval: 1.0DEG  
 Test System:EVERFINE GO-2000B\_V1 SYSTEM V2.0.291  
 Humidity:65.0%  
 Test Distance:7.500m [K=1.0000]  
 Remarks:

LUMINOUS DISTRIBUTION INTENSITY DATA

Test:U:120.0V I:0.1345A P:15.92W PF:0.9869 Lamp Flux:983.76x1 lm		
NAME:	TYPE:	WEIGHT:
SPEC.:	DIM.:	SERIAL No.:
MFR.: RP Lighting + Fans	SUR.:	PROTECTION ANGLE:

Table--2

UNIT: cd

C( DEG) γ (DEG)	285	300	315	330	345														
0	327	327	327	327	327														
5	325	324	324	324	323														
10	319	319	318	318	317														
15	311	310	309	309	308														
20	300	299	297	297	296														
25	286	285	283	283	282														
30	270	269	267	267	266														
35	252	251	249	249	248														
40	232	231	229	227	227														
45	211	208	207	206	206														
50	188	186	184	183	182														
55	164	161	160	158	158														
60	139	136	134	133	132														
65	112	110	107	107	106														
70	85.8	84.0	81.3	80.7	79.7														
75	60.1	58.6	55.9	55.6	54.4														
80	36.0	34.7	32.3	31.9	30.9														
85	14.9	13.7	11.7	11.2	10.7														
90	3.06	3.07	3.07	3.08	3.08														
95	3.12	3.13	3.13	3.14	3.14														
100	3.20	3.20	3.21	3.21	3.21														
105	3.31	3.30	3.31	3.32	3.30														
110	3.39	3.39	3.38	3.39	3.40														
115	3.47	3.43	3.44	3.45	3.46														
120	3.49	3.44	3.48	3.47	3.60														
125	3.59	3.57	3.56	3.55	3.57														
130	3.70	3.73	3.82	3.60	3.61														
135	4.12	3.67	3.70	3.92	3.82														
140	3.76	3.74	3.80	4.01	3.92														
145	4.14	3.76	3.76	3.94	4.02														
150	4.39	4.20	3.79	3.90	3.94														
155	3.96	4.00	3.84	3.90	3.86														
160	3.90	3.90	3.93	4.05	3.89														
165	4.09	3.98	4.13	4.21	4.08														
170	4.30	4.12	4.09	4.15	4.12														
175	4.04	4.07	4.09	4.06	4.02														
180	4.05	4.05	4.04	4.04	4.02														

C Range: 0 - 360DEG  
 C Interval: 15.0DEG  
 Test Speed: HIGH  
 Temperature:25.3DEG  
 Operators:  
 Test Date:2020-08-12

γ Range: 0 - 180DEG  
 γ Interval: 1.0DEG  
 Test System:EVERFINE GO-2000B\_V1 SYSTEM V2.0.291  
 Humidity:65.0%  
 Test Distance:7.500m [K=1.0000]  
 Remarks: