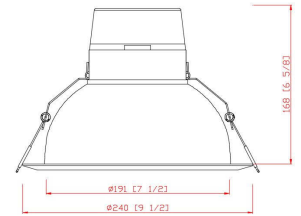
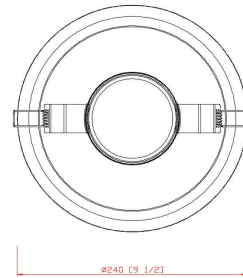


8082

120V-277V Universal Voltage

Catalog #:		Type
Project:		Date
Prepared by:		

8" Tunable Wattage and Selectable CCT Commercial Downlight



Aperture - 7-1/2"
Height - 6-5/8"

Ceiling Cut-out - 8-1/4"

DESCRIPTION

The 8082 Tunable Wattage and Selectable CCT Commercial Downlight is a one-piece housing and trim designed for easy installation in a retrofit or new construction applications. The Open Reflector has a wide distribution from many open commercial spaces. Choose between 3 different wattages for lumen output and 5 different LED color temperatures for the look you want. A IC-rated New Construction Mounting Plate is also available for IC applications.

DESIGN FEATURES

Construction

- Heavy gauge aluminum reflector allows heat dissipation
- Designed to replace most existing 8" to 9" aperture downlights
- Two integral tension spring clips included for installation with or without new construction mounting frame accessory

Electrical


- 120-277V AC Universal Voltage
- 0-10V Dimming
- 50,000 hours projected LED life
- Tunable Wattage:
 - 20W | 1800 lms (delivered)
 - 30W | 2700 lms (delivered)
 - 37W | 3300 lms (delivered)
- Selectable 5CCT: 27K, 3K, 35K, 4K, 5K
- 80 CRI
- Beam Angle: 65°

Reflector Finish

- Clear Haze

Installation

- Easy-quick metal connector case included allowing easy and sturdier wire connector



Emergency (-EM) Option

- RP Lighting 4786EM emergency battery factory installed
- Emergency Battery Output = 8W
- Emergency Lumen Output = 8W x Fixture L/W

Certifications

- cCSAus listed for damp location
- Energy Star Listed
- Non-IC rated downlight; IC rated mounting plate= accessory available
- LED Light Engine: 5 Year Limited Warranty
- Other Components: 1 Year Limited Warranty

ORDERING GUIDE

Example: 8082-3TW-5CCT-EM

Model #	Wattage	CCT	EM Option
8082	-3TW	-5CCT	
8082	-3TW : Tunable Wattage 20W, 30W, 37W	-5CCT : Selectable CCT 27K, 3K, 35K, 4K, 5K	blank : no EM option -EM : EM Battery Backup
Accessories		(sold separately)	
8168H	8" Non-IC New Construction Mounting Plate		
8168HIC	8" IC New Construction Mounting Plate		

TEL: 800.937.6925 | Fax: 800.207.9509 | www.rplighting.com

Specifications and dimensions subject to change without notice.



LED Light Engine

Other Components



8082

120V-277V Universal Voltage

Specification & Ordering

New Construction Mounting Plate Accessory

(sold separately)

- New construction installations use mounting plate 8168H or 8168HIC
- Heavy gauge bar hangers that include captive nails allow for the housing to be secured to ceilings joist or suspended "T" bar construction are included
- Must remove reflector spring clips for installation into Mounting Plates

