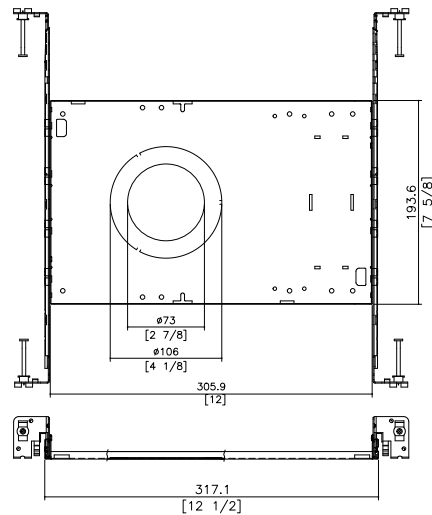


PF-3/4

120V

Catalog #:		Type
Project:		Date
Prepared by:		

3", 4" Mounting Plate Accessory



DESCRIPTION

PF-3/4 3", 4" plaster frame for new construction

DESIGN FEATURES

Construction

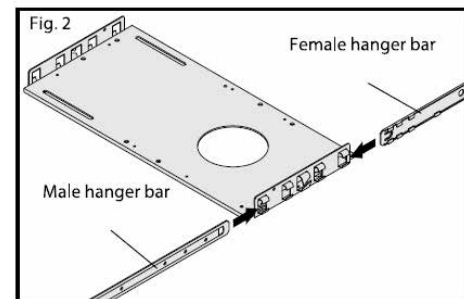
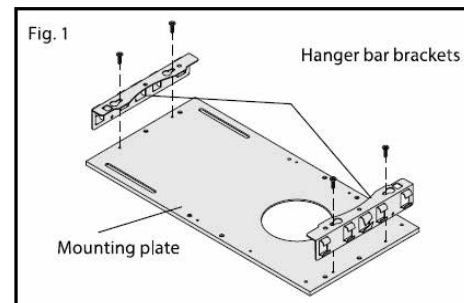
- New Construction Mounting Plate
- Includes four 12" bar hanger
- Durable aluminum construction
- Perfect for installing recessed lighting into new construction

Compatible Fixtures

- Replaces PF-3 and PF-4
- Compatible with 8842-1, 8542-1, 8542-5CCT, 8742-1

New Construction Mounting Plate Assembly:

1. Align hanger bar brackets with mounting holes on the new construction mounting plate and secure in place with mounting screws (Fig. 1).
NOTE: Hanger bars can be installed on long or short side of the new construction mounting plate.
2. Insert both female and male parts of the hanger bars into the bracket from opposite ends (Fig. 2). Make sure that the male part is inserted within the female part and that the end tab is facing downwards.



ORDERING GUIDE

Example: PF-3/4

Model #	Description
PF-3/4	
PF-3/4	3", 4" plaster frame for new construction