

Downrod Reference Sheet

Downrod Connector






For extra high ceilings - this coupler allows two downrods to be connected together.

Available in brushed nickel (BN), black (BK), oil rubbed bronze (OB), white (WW)









Downrods

1/2" Diameter decorative downrods are available in a variety of sizes and finishes. For best performance and appearance, use an extension downrod with your ceiling fan when installing on a sloped ceiling.

		Downrod Model # / Length									
Finishes		E12	E18	E24	E36	ER36*	E48	ER48*	E60	ER60*	E72
	White (WW)	X	X	X	X		X		X		X
	Black (BK)	X	X	X	X	X	X		X		X
	Brushed Nickel (BN)	X	X	X	X	X	X	X	X	X	X
	Oil Rubbed Bronze (OB)							X		X	
	Matte Black (MBK)	X	X	X	X	X	X	X	X	X	X

It is recommended that there is at least 7' of clearance under your ceiling fan blades - the standard 4" downrod should work in most 8' ceiling installation.

1/2" down rod connector joins two downrods together for extended lengths. Do not exceed 144" (two 72" downrods connected together is the maximum length recommended)

		Ceiling Height (in feet)						
Downrod Model# / Length		9'	10'	11'	12'	13'	14'	15'
	12"							
	18"							
	24"							
	36"							
	48"							
	60"							
	72"							