



LIGHTING + FANS

Fall 2025 Collection



QUALITY

TRUST

EXPERTISE

SELECTION

STYLE

VALUE

LIGHTING



4352 | Carlson
Pg 6-7



4128 | Troy
Pg 8



4434 | Yorkshire
Pg 9



4125 | Anniston
Pg 10-11



4127 | Bessemer
Pg 12



4117 | Auburn
Pg 13



Under Cabinets
Pg 14-21



4436 | Salem
Pg 22



4437 | Georgetown
Pg 23




4434 | Vale
Pg 24




4435 | Ashwind
Pg 25

FANS



1031 | Brisden
Pg 26



1033-L | Calivane
Pg 7



1017W | Velbreeze
Pg 28



1058-L | Galeson
Pg 29



Ceiling Fan Adapter
Pg 34

For over 30 years, our expert staff has been building trusted relationships by providing industry-leading selection and stock of high quality lighting and fans. Our superior sourcing capabilities and distribution network allow our dedicated team to always deliver on-time and under budget—time and time again.

Whether your project is a large-scale 200 unit condo development, or a small design-forward commercial space, we have you covered for anything and everything your build throws at you.

We thank you for your business, and look forward to providing best-in-class service and assistance.

Our business succeeds when our long-standing partnerships succeed. We strive to create one with each and every one of our customers—no matter the size, location or specific project needs.

Sincere Thanks
– **The RP Team**



4352BN-12-5CCT



4352MBK-12-5CCT



4352WH-12-5CCT



4352MBK-15-5CCT



4352BN-12-5CCT



4352WH-15-5CCT

12" Slim Round Edgelit | 5 CCT Selectable

Sleek sophistication meets smart technology with the Carlson Slim Round Edgelit Disc Light from RP Lighting. This ultra-thin fixture features a low-profile round design that blends seamlessly into any modern space—making it ideal for both residential and commercial interiors. Whether you're setting the mood in a cozy living room or brightening up a busy hallway, the 5 CCT selectable color temperatures (ranging from warm to daylight) let you fine-tune the atmosphere with a flick of a switch. Its integrated LED delivers high-CRI (90+) illumination while consuming minimal energy. This fixture is also damp-rated, making it perfect for bathrooms, kitchens, or covered patios. With triac dimming compatibility, you can create the perfect ambiance—day or night.

ETL and Title 24 listed. Rated for use in damp locations. Triac Dimmable. 90CRI
1-year limited manufacturer's warranty.

15" Slim Round Edgelit | 5 CCT Selectable

Sleek sophistication meets smart technology with the Carlson Slim Round Edgelit Disc Light from RP Lighting. This ultra-thin fixture features a low-profile round design that blends seamlessly into any modern space—making it ideal for both residential and commercial interiors. Whether you're setting the mood in a cozy living room or brightening up a busy hallway, the 5 CCT selectable color temperatures (ranging from warm to daylight) let you fine-tune the atmosphere with a flick of a switch. Its integrated LED delivers high-CRI (90+) illumination while consuming minimal energy. This fixture is also damp-rated, making it perfect for bathrooms, kitchens, or covered patios. With triac dimming compatibility, you can create the perfect ambiance—day or night.

ETL and Title 24 listed. Rated for use in damp locations. Triac Dimmable. 90CRI
1-year limited manufacturer's warranty.

PERFORMANCE

MODEL #	LUMENS					WATTS	CCT	VOLTAGE
	2700K	3000K	3500K	4000K	5000K			
4352 (-12)	1514	1527	1599	1588	1622	22W	5CCT	120V

DIMENSIONS

4352 (-12)
L: 12.5" | W: 12.5" | H: 1"



ORDERING GUIDE

Example: 4352WH-12-5CCT

MODEL #	FINISH	SIZE	CCT
4352	BN – Brushed Nickel	-12 – Diameter (12")	-5CCT – 5 Selectable CCT Modes 2700K, 3000K, 3500K, 4000K, 5000K
	MBK – Matte Black		
	WH – White		

PERFORMANCE

MODEL #	LUMENS					WATTS	CCT	VOLTAGE
	2700K	3000K	3500K	4000K	5000K			
4352 (-15)	1800	1800	1800	1800	1800	26W	5CCT	120V

DIMENSIONS

4352 (-15)
L: 15.5" | W: 15.5" | H: 1"



ORDERING GUIDE

Example: 4352WH-15-5CCT

MODEL #	FINISH	SIZE	CCT
4352	BN – Brushed Nickel	-15 – Diameter (15")	-5CCT – 5 Selectable CCT Modes 2700K, 3000K, 3500K, 4000K, 5000K
	MBK – Matte Black		
	WH – White		



4128WH-3TW-3CCT

48" Linear Wrap 9.75" Wide

Wrap your space in comfort and clarity with the Troy 4' Linear Wrap Light — a bold 9.75" wide fixture designed to blend strength with softness. Perfect for interior spaces where utility meets ambiance, this wraparound light offers tunable brightness (30W, 40W, 50W) and customizable color temperatures (3500K, 4000K, 5000K) to set just the right mood. Its wide, sleek form and crisp white finish radiate modern elegance, while its gentle illumination invites warmth into every moment. The Troy light doesn't just brighten your space — it brings a quiet glow to your spaces.

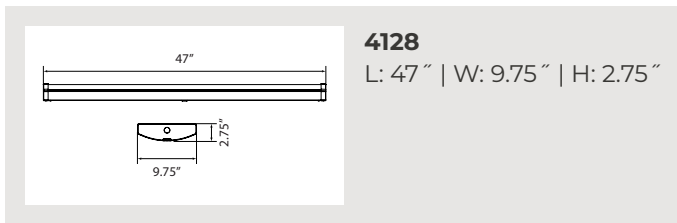
ETL listed. Rated for use in wet locations. 80CRI. Dimmable
1-year limited manufacturer's warranty.



PERFORMANCE

MODEL #	LUMENS			WATTS	CCT	VOLTAGE
	HIGH	MED	LOW			
4128	6000	4800	3600	50/40/30W	3CCT	120/277V


DIMENSIONS



ORDERING GUIDE

Example: 4128WH-3TW-3CCT

MODEL #	FINISH	TUNABLE WATTAGE	CCT
4128	WH - White	-3TW - 3 Selectable Wattages	-3CCT - 3 Selectable CCT Modes 3500K, 4000K, 5000K



4128WH-3TW-3CCT



4128WH-3TW-3CCT-EM



4128WH-3TW-3CCT-MS



4128WH-3TW-3CCT-MS-EM

48" Linear Wrap 5.5" Wide

Bring clean, efficient lighting to your interior spaces with the Yorkshire 4' Linear Wrap fixture. Measuring 5.5" wide, this versatile wraparound light features selectable wattages (30W, 40W, 50W) and tunable color temperatures (3500K, 4000K, 5000K), offering customizable performance to suit offices, hallways, utility rooms, and more. Designed for simplicity and reliability, the Yorkshire operates on AC120-277V and is housed in a sleek white SPCC steel and polycarbonate body that blends seamlessly into modern interiors. With its uniform light distribution and low-profile form, this fixture delivers both function and form—providing dependable, energy-saving illumination at an excellent value.

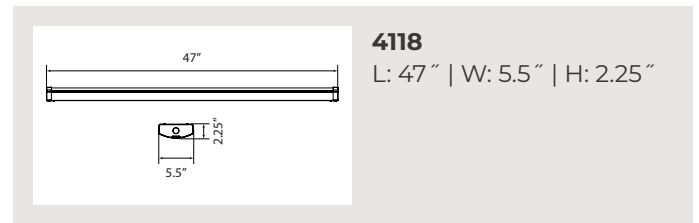
ETL listed. Rated for use in wet locations. 80CRI. Dimmable
1-year limited manufacturer's warranty.



PERFORMANCE

MODEL #	LUMENS			WATTS	CCT	VOLTAGE
	HIGH	MED	LOW			
4118	5750	4600	3450	50/40/30W	3CCT	120/277V

DIMENSIONS



ORDERING GUIDE

Example: 4118WH-3TW-3CCT-MS

MODEL #	FINISH	TUNABLE WATTAGE	CCT	OPTIONS
4118	WH - White	-3TW - 3 Selectable Wattages	-3CCT - 3 Selectable CCT Modes 3500K, 4000K, 5000K	-EM - Emergency Light -MS - Motion Sensor -MS-EM - Motion Sensor & Emergency Light

4125 | Anniston



4125WH-3TW-3CCT



4125WH-3TW-3CCT-MS-EM

24" Linear Strip 3" Wide

Bring warmth and charm to your space with the Anniston 24" Linear Strip Light — a sleek 3" wide fixture that effortlessly blends modern design with practical versatility. With its tunable white light (35K, 40K, 50K) and adjustable wattage (15W, 20W, 25W), this light adapts to your every mood, casting a glow that's as soft or bold as your story demands. The clean white finish and gentle illumination create the perfect ambiance for heartfelt conversations and quiet moments alike. Whether it's lighting up a cozy corner or setting the mood in a shared space, this light is more than functional — it's a luminous companion to your everyday life.

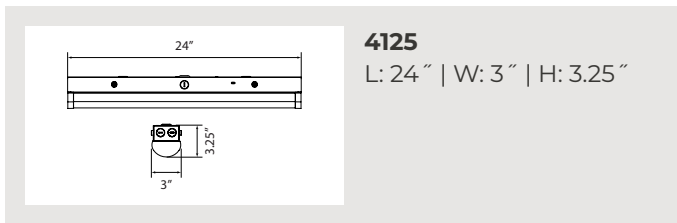
ETL listed. Rated for use in wet locations. 80CRI. Dimmable
1-year limited manufacturer's warranty.



PERFORMANCE

MODEL #	LUMENS			WATTS	CCT	VOLTAGE
	HIGH	MED	LOW			
4125	3250	2600	1950	25/20/15W	3CCT	120/277V

DIMENSIONS



ORDERING GUIDE

Example: 4125WH-3TW-3CCT-MS-EM

MODEL #	FINISH	TUNABLE WATTAGE	CCT	OPTIONS
4125	WH - White	-3TW - 3 Selectable Wattages	-3CCT - 3 Selectable CCT Modes 3500K, 4000K, 5000K	-MS-EM - Motion Sensor & Emergency Light

4126 | Anniston



4126WH-3TW-3CCT



4126WH-3TW-3CCT-EM



4126WH-3TW-3CCT-MS



4126WH-3TW-3CCT-MS-EM

48" Linear Strip 3" Wide

Bring warmth and charm to your space with the Anniston 48" Linear Strip Light — a sleek 3" wide fixture that effortlessly blends modern design with practical versatility. With its tunable white light (35K, 40K, 50K) and adjustable wattage (30W, 40W, 50W), this light adapts to your every mood, casting a glow that's as soft or bold as your story demands. The clean white finish and gentle illumination create the perfect ambiance for heartfelt conversations and quiet moments alike. Whether it's lighting up a cozy corner or setting the mood in a shared space, this light is more than functional — it's a luminous companion to your everyday life.


ETL listed. Rated for use in wet locations. 80CRI. Dimmable
1-year limited manufacturer's warranty.



PERFORMANCE

MODEL #	LUMENS			WATTS	CCT	VOLTAGE
	HIGH	MED	LOW			
4126	6500	5200	3900	50/40/30W	3CCT	120/277V

DIMENSIONS



ORDERING GUIDE

Example: 4126WH-3TW-3CCT-MS

MODEL #	FINISH	TUNABLE WATTAGE	CCT	OPTIONS
4126	WH - White	-3TW - 3 Selectable Wattages	-3CCT - 3 Selectable CCT Modes 3500K, 4000K, 5000K	-EM - Emergency Light -MS - Motion Sensor -MS-EM - Motion Sensor & Emergency Light



4127WH-3TW-3CCT



4127WH-3TW-3CCT-EM



4127WH-3TW-3CCT-MS



4127WH-3TW-3CCT-MS-EM

48" Linear Stairwell Light

Illuminate your stairwell with a light that's as dependable as it is beautiful — the Bessemer 48" Linear Stairwell Light transforms transitional spaces into moments of calm and clarity. With adjustable wattage (30W, 40W, 50W) and color temperatures (3500K, 4000K, 5000K), it creates just the right atmosphere whether you're welcoming the morning or winding down for the night. Its sleek white design and gentle glow invite you to pause mid-step, take a breath, and feel at home. Designed for long-lasting performance, this fixture is more than lighting — it's a quiet companion guiding your every step with grace.

ETL listed. Rated for use in wet locations. 80CRI. Dimmable
1-year limited manufacturer's warranty.



PERFORMANCE

MODEL #	LUMENS			WATTS	CCT	VOLTAGE
	HIGH	MED	LOW			
4127	6500	5200	3900	50/40/30W	3CCT	120/277V

DIMENSIONS

4127
L: 47.25" | W: 4.75" | H: 5.5"

ORDERING GUIDE

Example: 4127WH-3TW-3CCT-EM

MODEL #	FINISH	TUNABLE WATTAGE	CCT	OPTIONS
4127	WH - White	-3TW - 3 Selectable Wattages	-3CCT - 3 Selectable CCT Modes 3500K, 4000K, 5000K	-EM - Emergency Light -MS - Motion Sensor -MS-EM - Motion Sensor & Emergency Light



4117WH-3TW-3CCT



4117WH-3TW-3CCT-EM



4117WH-3TW-3CCT-MS



4117WH-3TW-3CCT-MS-EM

48" Linear Vapor 5" Wide

Engineered for durability and versatility, the Auburn 48" Linear Vapor Tight fixture delivers dependable illumination in both interior and exterior environments. With selectable wattages (30W, 40W, 50W) and color temperatures (3500K, 4000K, 5000K), this 5" wide linear light allows you to fine-tune performance to meet the demands of a wide range of applications—from warehouses and parking garages to commercial utility spaces. Its rugged polycarbonate housing provides superior protection against moisture, dust, and impact, making it ideal for harsh or high-traffic environments. Compatible with AC120-277V, this energy-efficient fixture combines high lumen output with a sleek, low-profile design, ensuring powerful and reliable lighting where you need it most.

ETL listed. Rated for use in wet locations. 80CRI. Dimmable
1-year limited manufacturer's warranty.



PERFORMANCE

MODEL #	LUMENS			WATTS	CCT	VOLTAGE
	HIGH	MED	LOW			
4117	7000	5600	4200	50/40/30W	3CCT	120/277V

DIMENSIONS

4117
L: 47.25" | W: 5" | H: 3.5"

ORDERING GUIDE

Example: 4117WH-3TW-3CCT-EM

MODEL #	FINISH	TUNABLE WATTAGE	CCT	OPTIONS
4117	WH - White	-3TW - 3 Selectable Wattages	-3CCT - 3 Selectable CCT Modes 3500K, 4000K, 5000K	-EM - Emergency Light -MS - Motion Sensor -MS-EM - Motion Sensor & Emergency Light



8973WH-5CCT

9" Undercabinet light

The compact 9" Under Cabinet Light is designed for versatility, performance, and sleek integration into modern interiors. Featuring 5CCT adjustability (2700K/3000K/3500K/4000K/5000K), this fixture allows users to tailor the ambiance to suit task or accent lighting needs. With high color accuracy (CRI 90), it ensures true-to-life illumination, ideal for kitchens, workspaces, and display areas. The fixture supports TRIAC dimming at 120V, offering smooth, flicker-free dimming control. Built with a durable aluminum housing and a frosted polycarbonate lens, it delivers even light distribution while maintaining a low profile. Rated for 50,000 hours of operation and suitable for damp locations, the 9" Under Cabinet Light is a dependable, energy-efficient solution for residential and commercial undercabinet lighting applications.

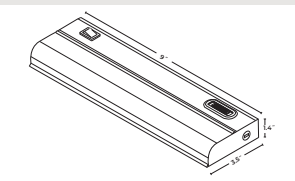
UL listed. Rated for use in damp locations. 90CRI. Dimmable
1-year limited manufacturer's warranty.



PERFORMANCE

MODEL #	LUMENS					WATTS	CCT	VOLTAGE
	2700K	3000K	3500K	4000K	5000K			
8973	280	280	280	280	280	4W	5CCT	120V

DIMENSIONS



8973
L: 9" | W: 3.5" | H: 1.4"

ORDERING GUIDE

Example: 8973WH-5CCT

MODEL #	FINISH	TUNABLE WATTAGE	CCT
8973	WH - White	-5TW - 5 Selectable Wattages	-5CCT - 5 Selectable CCT Modes 2700, 3000K, 3500K, 4000K, 5000K

8974 | Under Cabinet



8974WH-5CCT

12" Undercabinet light

The compact 12" Under Cabinet Light is designed for versatility, performance, and sleek integration into modern interiors. Featuring 5CCT adjustability (2700K/3000K/3500K/4000K/5000K), this fixture allows users to tailor the ambiance to suit task or accent lighting needs. With high color accuracy (CRI 90), it ensures true-to-life illumination, ideal for kitchens, workspaces, and display areas. The fixture supports TRIAC dimming at 120V, offering smooth, flicker-free dimming control. Built with a durable aluminum housing and a frosted polycarbonate lens, it delivers even light distribution while maintaining a low profile. Rated for 50,000 hours of operation and suitable for damp locations, the 12" Under Cabinet Light is a dependable, energy-efficient solution for residential and commercial undercabinet lighting applications.

UL listed. Rated for use in damp locations. 90CRI. Dimmable
1-year limited manufacturer's warranty.



PERFORMANCE

MODEL #	LUMENS					WATTS	CCT	VOLTAGE
	2700K	3000K	3500K	4000K	5000K			
8974	350	350	350	350	350	5W	5CCT	120V

DIMENSIONS

8974
L: 12" | W: 3.5" | H: 1.4"

ORDERING GUIDE

Example: 8974WH-5CCT

MODEL #	FINISH	TUNABLE WATTAGE	CCT
8973	WH - White	-5TW - 5 Selectable Wattages	-5CCT - 5 Selectable CCT Modes 2700, 3000K, 3500K, 4000K, 5000K

8975 | Under Cabinet



8975WH-5CCT

18" Undercabinet light

The 18" Under Cabinet Light is designed for versatility, performance, and sleek integration into modern interiors. Featuring 5CCT adjustability (2700K/3000K/3500K/4000K/5000K), this fixture allows users to tailor the ambiance to suit task or accent lighting needs. With high color accuracy (CRI 90), it ensures true-to-life illumination, ideal for kitchens, workspaces, and display areas. The fixture supports TRIAC dimming at 120V, offering smooth, flicker-free dimming control. Built with a durable aluminum housing and a frosted polycarbonate lens, it delivers even light distribution while maintaining a low profile. Rated for 50,000 hours of operation and suitable for damp locations, the 18" Under Cabinet Light is a dependable, energy-efficient solution for residential and commercial undercabinet lighting applications.

UL listed. Rated for use in damp locations. 90CRI. Dimmable
1-year limited manufacturer's warranty.



PERFORMANCE

MODEL #	LUMENS					WATTS	CCT	VOLTAGE
	2700K	3000K	3500K	4000K	5000K			
8975	700	700	700	700	700	10W	5CCT	120V

DIMENSIONS

8975
L: 18" | W: 3.5" | H: 1.4"

ORDERING GUIDE

Example: 8975WH-5CCT

MODEL #	FINISH	TUNABLE WATTAGE	CCT
8975	WH - White	-5TW - 5 Selectable Wattages	-5CCT - 5 Selectable CCT Modes 2700, 3000K, 3500K, 4000K, 5000K

8976 | Under Cabinet



8976WH-5CCT

24" Undercabinet light

The 24" Under Cabinet Light is designed for versatility, performance, and sleek integration into modern interiors. Featuring 5CCT adjustability (2700K/3000K/3500K/4000K/5000K), this fixture allows users to tailor the ambiance to suit task or accent lighting needs. With high color accuracy (CRI 90), it ensures true-to-life illumination, ideal for kitchens, workspaces, and display areas. The fixture supports TRIAC dimming at 120V, offering smooth, flicker-free dimming control. Built with a durable aluminum housing and a frosted polycarbonate lens, it delivers even light distribution while maintaining a low profile. Rated for 50,000 hours of operation and suitable for damp locations, the 24" Under Cabinet Light is a dependable, energy-efficient solution for residential and commercial undercabinet lighting applications.


UL listed. Rated for use in damp locations. 90CRI. Dimmable
1-year limited manufacturer's warranty.



PERFORMANCE

MODEL #	LUMENS					WATTS	CCT	VOLTAGE
	2700K	3000K	3500K	4000K	5000K			
8976	840	840	840	840	840	12W	5CCT	120V

DIMENSIONS



ORDERING GUIDE

MODEL #	FINISH	TUNABLE WATTAGE	CCT
8976	WH - White	-5TW - 5 Selectable Wattages	-5CCT - 5 Selectable CCT Modes 2700, 3000K, 3500K, 4000K, 5000K

Example: 8976WH-5CCT

8977 | Under Cabinet



8977WH-5CCT

33" Undercabinet light

The 33" Under Cabinet Light is designed for versatility, performance, and sleek integration into modern interiors. Featuring 5CCT adjustability (2700K/3000K/3500K/4000K/5000K), this fixture allows users to tailor the ambiance to suit task or accent lighting needs. With high color accuracy (CRI 90), it ensures true-to-life illumination, ideal for kitchens, workspaces, and display areas. The fixture supports TRIAC dimming at 120V, offering smooth, flicker-free dimming control. Built with a durable aluminum housing and a frosted polycarbonate lens, it delivers even light distribution while maintaining a low profile. Rated for 50,000 hours of operation and suitable for damp locations, the 33" Under Cabinet Light is a dependable, energy-efficient solution for residential and commercial undercabinet lighting applications.

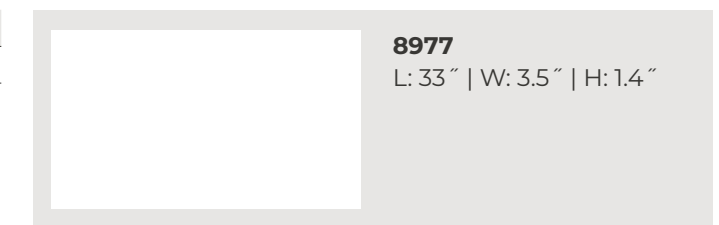
UL listed. Rated for use in damp locations. 90CRI. Dimmable
1-year limited manufacturer's warranty.



PERFORMANCE

MODEL #	LUMENS					WATTS	CCT	VOLTAGE
	2700K	3000K	3500K	4000K	5000K			
8977	1120	1120	1120	1120	1120	16W	5CCT	120V

DIMENSIONS



ORDERING GUIDE

MODEL #	FINISH	TUNABLE WATTAGE	CCT
8977	WH - White	-5TW - 5 Selectable Wattages	-5CCT - 5 Selectable CCT Modes 2700, 3000K, 3500K, 4000K, 5000K

Example: 8977WH-5CCT

8978 | Under Cabinet



8976WH-5CCT

40" Undercabinet light

The 40" Under Cabinet Light is designed for versatility, performance, and sleek integration into modern interiors. Featuring 5CCT adjustability (2700K/3000K/3500K/4000K/5000K), this fixture allows users to tailor the ambiance to suit task or accent lighting needs. With high color accuracy (CRI 90), it ensures true-to-life illumination, ideal for kitchens, workspaces, and display areas. The fixture supports TRIAC dimming at 120V, offering smooth, flicker-free dimming control. Built with a durable aluminum housing and a frosted polycarbonate lens, it delivers even light distribution while maintaining a low profile. Rated for 50,000 hours of operation and suitable for damp locations, the 40" Under Cabinet Light is a dependable, energy-efficient solution for residential and commercial undercabinet lighting applications.

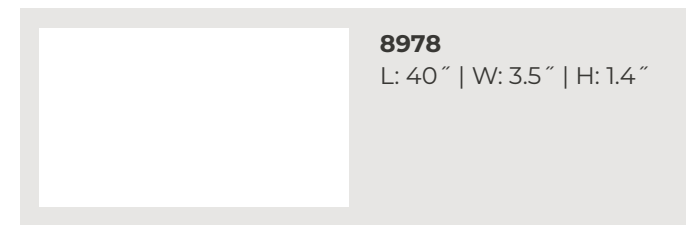
UL listed. Rated for use in damp locations. 90CRI. Dimmable
1-year limited manufacturer's warranty.



PERFORMANCE

MODEL #	LUMENS					WATTS	CCT	VOLTAGE
	2700K	3000K	3500K	4000K	5000K			
8978	1400	1400	1400	1400	1400	20W	5CCT	120V

DIMENSIONS



ORDERING GUIDE

Example: 8978WH-5CCT

MODEL #	FINISH	TUNABLE WATTAGE	CCT
8978	WH - White	-5TW - 5 Selectable Wattages	-5CCT - 5 Selectable CCT Modes 2700, 3000K, 3500K, 4000K, 5000K

8979 | Under Cabinet



8977WH-5CCT

46" Undercabinet light

The 46" Under Cabinet Light is designed for versatility, performance, and sleek integration into modern interiors. Featuring 5CCT adjustability (2700K/3000K/3500K/4000K/5000K), this fixture allows users to tailor the ambiance to suit task or accent lighting needs. With high color accuracy (CRI 90), it ensures true-to-life illumination, ideal for kitchens, workspaces, and display areas. The fixture supports TRIAC dimming at 120V, offering smooth, flicker-free dimming control. Built with a durable aluminum housing and a frosted polycarbonate lens, it delivers even light distribution while maintaining a low profile. Rated for 50,000 hours of operation and suitable for damp locations, the 46" Under Cabinet Light is a dependable, energy-efficient solution for residential and commercial undercabinet lighting applications.

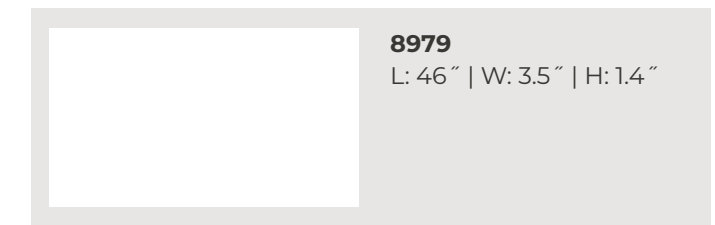
UL listed. Rated for use in damp locations. 90CRI. Dimmable
1-year limited manufacturer's warranty.



PERFORMANCE

MODEL #	LUMENS					WATTS	CCT	VOLTAGE
	2700K	3000K	3500K	4000K	5000K			
8979	1120	1120	1120	1120	1120	20W	5CCT	120V

DIMENSIONS



ORDERING GUIDE

Example: 8979WH-5CCT

MODEL #	FINISH	TUNABLE WATTAGE	CCT
8979	WH - White	-5TW - 5 Selectable Wattages	-5CCT - 5 Selectable CCT Modes 2700, 3000K, 3500K, 4000K, 5000K



4436BZ-3TW-3CCT



4436BZ-HO-3TW-3CCT

Wall Pack Semi Cutoff

Illuminate your exterior spaces with confidence and style using the Salem Semi Cutoff Exterior Wall Pack. Engineered for performance and versatility, this fixture offers selectable wattages and tunable color temperatures (3000K, 4000K, 5000K), allowing you to customize light output to suit any application. Designed for durability, it features a rugged aluminum housing paired with a high-impact polycarbonate lens, ideal for demanding outdoor environments. The built-in photocell ensures automatic dusk-to-dawn operation, maximizing energy efficiency without sacrificing security. Compatible with AC120-277V input and finished in a sleek rectangular form, this wall pack combines function and aesthetics for commercial and industrial settings alike—all at an exceptional value.

ETL listed. Rated for use in wet locations. Dimmable. 70CRI
1-year limited manufacturer's warranty.



PERFORMANCE

MODEL #	LUMENS			WATTS	CCT	VOLTAGE
	HIGH	MED	LOW			
4436	7200	6000	4800	60/50/40W	3CCT	120/277V
4436 (-HO)	14400	12000	9600	120/100/80W	3CCT	120/277V

DIMENSIONS

4436
L: 10.75" | W: 5.25" | H: 9.25"

4436 (-HO)
L: 13.75" | W: 5.5" | H: 9.75"

ORDERING GUIDE

Example: 4436BZ-HO-3TW-3CCT

MODEL #	FINISH	OUTPUT OPTIONS	TUNABLE WATTAGE	CCT
4436	BZ – Brown	-HO – High Output	-3TW – 3 Selectable Wattages	-3CCT – 3 Selectable CCT Modes 3000K, 4000K, 5000K



4437BZ-3TW-3CCT



4437BZ-HO-3TW-3CCT

Wall Pack Full Cutoff

Upgrade your exterior lighting with the Georgetown Adjustable Full Cutoff Exterior Wall Pack—a perfect blend of efficiency, flexibility, and sleek design. This versatile fixture features field-selectable wattages and tunable color temperatures (3000K, 4000K, 5000K), allowing for easy customization based on your project needs. Designed for performance and energy savings, it includes a built-in photocell for automatic dusk-to-dawn operation and runs on a wide voltage range of AC120-277V. Its full cutoff design reduces light spill and glare, making it ideal for environmentally conscious installations. Housed in a durable aluminum body with a polycarbonate lens, this compact rectangular wall pack delivers long-lasting reliability at an outstanding value—perfect for commercial or residential exterior applications.

ETL listed. Rated for use in wet locations. Dimmable. 70CRI
1-year limited manufacturer's warranty.



PERFORMANCE

MODEL #	LUMENS			WATTS	CCT	VOLTAGE
	HIGH	MED	LOW			
4437	5200	4550	3640	40/35/28W	3CCT	120/277V
4437 (-HO)	9750	7800	5850	75/60/45W	3CCT	120/277V

DIMENSIONS

4437
L: 12.75" | W: 7.5" | H: 5"

4437 (-HO)
L: 12.75" | W: 7.5" | H: 5"

ORDERING GUIDE

Example: 4437BZ-HO-3TW-3CCT

MODEL #	FINISH	OUTPUT OPTIONS	TUNABLE WATTAGE	CCT
4437	BZ – Brown	-HO – High Output	-3TW – 3 Selectable Wattages	-3CCT – 3 Selectable CCT Modes 3000K, 4000K, 5000K



4434BZ-3TW-3CCT



4434BZ-LO-3TW-3CCT



4434BZ-HO-3TW-3CCT

Adjustable Wall Pack Full Cutoff

Deliver reliable, energy-efficient illumination with the Vale Adjustable Full Cutoff Exterior Wall Pack—designed to meet the evolving needs of modern exterior lighting. This fixture features field-adjustable wattages and selectable color temperatures (3000K, 4000K, 5000K), offering flexible performance to match various applications. Built for durability, it combines a tough aluminum housing with a high-quality polycarbonate lens in a sleek, compact rectangular form. The integrated photocell enables automatic dusk-to-dawn operation, enhancing energy savings and reducing maintenance. Rated for AC120-277V, this wall pack delivers glare-free, full-cutoff lighting—ideal for walkways, building perimeters, and security areas. With reliable performance and streamlined aesthetics, it's a smart choice for both commercial and residential environments.

ETL listed. Rated for use in wet locations. 70CRI. Dimmable
1-year limited manufacturer's warranty.



PERFORMANCE

MODEL #	LUMENS			WATTS	CCT	VOLTAGE
	HIGH	MED	LOW			
4434 (-LO)	3250	2600	1950	25/20/15W	3CCT	120/277V
4434	5200	4550	3640	40/35/28W	3CCT	120/277V
4434 (-HO)	9750	7800	5850	75/60/45W	3CCT	120/277V

DIMENSIONS

4434 (-LO)
L: 8" | W: 6.5" | H: 3.75"

4434 & 4434 (-HO)
L: 11" | W: 8.5" | H: 4.5"

ORDERING GUIDE

Example: 4434BZ-HO-3TW-3CCT

MODEL #	FINISH	OUTPUT OPTIONS	TUNABLE WATTAGE	CCT
4434	BZ – Brown	-LO – Low Output -HO – High Output	-3TW – 3 Selectable Wattages	-3CCT – 3 Selectable CCT Modes 3000K, 4000K, 5000K



4437BZ-3TW-3CCT

Adjustable Wall Pack Full Cutoff

Brighten compact outdoor spaces with the Ashwind Mini Exterior Wall Pack—an efficient, space-saving solution designed for performance and versatility. With selectable wattages and color temperatures (3000K, 4000K, 5000K), this fixture adapts easily to a range of exterior lighting needs. Its integrated design includes a built-in photocell for automatic dusk-to-dawn operation, optimizing energy use without added controls. The durable aluminum and polycarbonate construction ensures long-term reliability, while the compact rectangular form fits neatly in tight spaces. Rated for AC120-277V, this mini wall pack delivers powerful illumination in a sleek, brown-finished housing—perfect for entryways, pathways, and perimeter lighting at an unbeatable value.

ETL listed. Rated for use in wet locations. 70CRI. Dimmable
1-year limited manufacturer's warranty.



PERFORMANCE

MODEL #	LUMENS			WATTS	CCT	VOLTAGE
	HIGH	MED	LOW			
4435	3500	2800	2100	25/20/15W	3CCT	120/277V

DIMENSIONS

4435
L: 8" | W: 5.75" | H: 3"

ORDERING GUIDE

Example: 4435BZ-3TW-3CCT

MODEL #	FINISH	TUNABLE WATTAGE	CCT
4435	BZ – Brown	-3TW – 3 Selectable Wattages	-3CCT – 3 Selectable CCT Modes 3000K, 4000K, 5000K

1031 | Brisden



1031BN-BN



1031MWW-MWW



1031MBK-MBK

5 Blades | 52" Sweep

AC Motor | 172 x 14mm | 3-Speed | Reversible
 5 MDF Reversible Blades | 10.5° pitch | 4" downrod
 Pull Chain Standard | Remote or Wall Control Optional

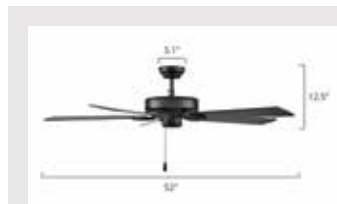
The 52" Brisden features five smooth MDF blades and a classic silhouette, effortlessly cooling any living room, bedroom, or entertaining space. Its energy-efficient AC motor delivers whisper-quiet performance with three customizable speeds via an easy-to-use pull chain. With a sturdy 4"x1/2" downrod (threaded on one side) and a clean, light-free design, this Energy Star-rated fan is the perfect solution for your home.



PERFORMANCE

MODEL #	CFM		POWER		EFFICIENCY	VOLTAGE
	HIGH	LOW	HIGH	LOW		
1031	4508	1804	45.27	10.55	99.6	120V

DIMENSIONS



1031
 Ceiling to Low Point: 12.5"
 Blade Span: 52"
 Canopy Width: 5.1"

ORDERING GUIDE

Example: 1031BN-BN

MODEL #	MOTOR / BLADE FINISH	SOCKET BASE	LIGHT KIT
1031	BN-BN – Brushed Nickel / Brushed Nickel - Grey Oak MBK-MBK – Matte Black / Matte Black - Mid-Brown Oak MWW-MWW – Matte White / Matte White		Light Kit Adaptable

1033-L | Calivane



1033-L-MBK-MBK



1033-L-BN-BN



1033-L-MWW-MWW

5 Blades | 52" Sweep

AC Motor | 172 x 14mm | 3-Speed | Reversible
 5 MDF Reversible Blades | 10.5° pitch | 4" downrod
 Pull Chain Standard | Remote or Wall Control Optional

1033-L: E12 LED Light Kit: 4x9W E12 LED lamps included, 443 lms (delivered), 3000K, Dimmable
 80 CRI, Dimmable, 4 Etched White Glass Shades

Classic design and comfort come together with the Calivane 52" LED Ceiling Fan, featuring a 4-light etched glass light kit. Designed for both style and performance, this Energy Star-rated fan comes equipped with five durable, reversible MDF blades for maximum customization. The included light kit houses four dimmable E12 bulbs (4x4W, 3000K, 300LM) angled to create soft, ambient light. The 4"x1/2" downrod, threaded on one side, ensures a secure mount, while the 3-speed pull chain offers personalized airflow control. A timeless addition to any indoor space, this fan blends functionality and form to create an inviting living room, bedroom, or entertainment setting.



PERFORMANCE

MODEL #	CFM		POWER		EFFICIENCY	VOLTAGE
	HIGH	LOW	HIGH	LOW		
1033-L	4564	1807	45.28	10.49	99.6	120V

DIMENSIONS



1033-L
 Ceiling to Low Point: 18"
 Blade Span: 52"
 Canopy Width: 5.1"

ORDERING GUIDE

Example: 1033BN-BN-E12-L

MODEL #	MOTOR / BLADE FINISH	SOCKET BASE	LIGHT KIT
1033-L	BN-BN – Brushed Nickel / Brushed Nickel - Matte Black MBK-MBK – Matte Black / Matte Black - Mid-Brown Oak MWW-MWW – Matte White / Matte White - Grey Oak	E12 – Socket Base	-L E12 LED Lamps Included

1017W | Velbreeze



1017W-MWW-MWW



1017W-MBK-MBK



1017W-BP-BP

5 Blades | 52" Sweep Indoor/Outdoor

AC Motor | 172 x 14mm | 3-Speed | Reversible | Wet Rated
5 ABS Blades | 10.5° pitch | 4" downrod
Pull Chain Standard | Remote or Wall Control Optional


The 52" Velbreeze outdoor ceiling fan features a classic design, with 5 weather-resistant ABS blades ideal for patios, porches, and covered decks. Engineered for outdoor use and Energy Star certified, this ceiling fan features a reliable AC motor, delivering powerful yet quiet performance. The 4"x1/2" downrod is threaded on one side for secure installation, with a 3-speed pull chain that offers customizable comfort. With a sleek, no-light design and rugged construction built to withstand the elements, this fan cools outdoor spaces with style.



PERFORMANCE

MODEL #	CFM		POWER		EFFICIENCY	VOLTAGE
	HIGH	LOW	HIGH	LOW		
1017W	4564	1770	45.13	10.5	101.13	120V

DIMENSIONS



1017
Ceiling to Low Point: 12.75"
Blade Span: 52"
Canopy Width: 5.1"

ORDERING GUIDE

Example: 1017W-BN-BN

MODEL #	MOTOR / BLADE FINISH	SOCKET BASE	LIGHT KIT
1017W	BP-BP – Brushed Pewter / Brushed Pewter MBK-MBK – Matte Black / Matte Black MWW-MWW – Matte White		

1058-L | Galeson



1058-L-MBK-MBK



1058-L-BN-BN



1058-L-MWW-MWW

5 Blades | 52" Sweep

AC Motor | 172 x 14mm | 3-Speed | Reversible
5 MDF Reversible Blades | 10.5° pitch | 4" downrod
Pull Chain Standard | Remote or Wall Control Optional

1058-L: E12 LED Light Kit: 2x8W E12 LED lamps included, 443 lms (delivered), 3000K, 80 CRI, Dimmable, Etched White Glass Shade

Enhance your space with the Galeson 52" LED Ceiling Fan, featuring traditional design and efficient performance. Designed with five reversible MDF blades and powered by a reliable AC motor, this fan offers whisper-quiet performance and three adjustable speeds via an easy pull chain. The included light kit features an etched bowl glass shade that diffuses light from two 4W E12 bulbs (3000K, 300LM), creating a warm, inviting ambiance. With its thoughtfully engineered 4"x1/2" downrod (threaded on one side only) and Energy Star efficiency, this fan cools any living room, bedroom, or entertaining area with ease.



PERFORMANCE

MODEL #	CFM		POWER		EFFICIENCY	VOLTAGE
	HIGH	LOW	HIGH	LOW		
1058-L	4529	1827	45.11	10.39	100.42	120V

DIMENSIONS



1058-L
Ceiling to Low Point: 17.75"
Blade Span: 52"
Canopy Width: 5.1"

ORDERING GUIDE

Example: 1058-L-BN-E26-L

MODEL #	MOTOR / BLADE FINISH	SOCKET BASE	LIGHT KIT
1058-L	BN-BN – Brushed Nickel / Brushed Nickel - Matte Black MBK-MBK – Matte Black / Matte Black - Mid-Brown Oak MWW-MWW – Matte White / Matte White - Grey Oak	E12 – Socket Base	-L E12 LED Lamps Included

SA45BK | Ceiling Fan Adapter



SA45BK

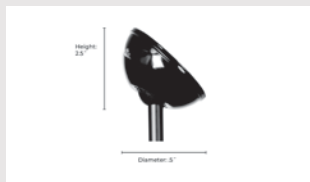
Sloped Ceiling Adapter

Transform your living space into a cool, contemporary retreat with the Wynleaf 52" LED Indoor/Outdoor Ceiling Fan. Wet rated for the elements, this fan features three UV-resistant ABS blades and a powerful, energy-efficient, and ultra-quiet DC motor. Featuring an impressive 10,120 CFM, it ensures exceptional comfort even on the hottest days. The integrated 20W dimmable LED light offers versatile ambiance with selectable color temperatures (3000K/3500K/4000K). With its clean lines, energy efficiency, and all-weather durability, this fan brings elegance and performance to any patio, porch, or entertaining space.

UL listed. Rated for use in damp locations. 90CRI. Dimmable
1-year limited manufacturer's warranty.



DIMENSIONS



SA45BK
Height: 2.5"
Diameter: 5.5"

ORDERING GUIDE

Example: SA45BK

MODEL #	FINISH		
SA45	BK	- Black	





105 Declaration Dr,
McDonough, GA 30253
(678) 432-6190 | RPLighting.com